

SL24™

24" LED Surface Linear

Product Description

The SL24™ LED Surface Linear luminaire delivers 2000 lumens of high-quality, low brightness light which instantly improves the space by lighting the walls and lighting the volume of space with more natural light. The versatile, compact design of the SL Series uses indirect-view LEDs combined with the Cree proprietary MicroMixing™ technology to deliver exceptional illumination performance and cost-effective lighting. Cree's SL Series soft-edged luminaires are constructed of durable, lightweight robust polymer and install in minutes.

Performance Summary

Room-side heat sink

MicroMixing™ Technology

Delivered Light Output: 2000 lumens

Input Power: 25 watts

CRI: >80

CCT: 3500K

Input Voltage: 120 VAC

Lifetime: Designed to last 55,000 hours

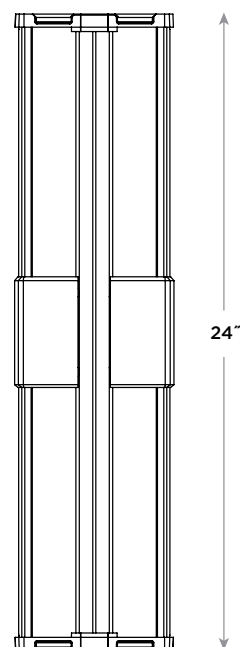
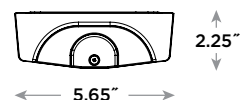
Mounting: Surface or suspended

Warranty: 10 years

Dimensions: L 24" x W 5.65" x H 2.25"

Weight: 2.5 lbs.

SL24™



Ordering Information

Example: SL24-20L-35K

QUICKSHIP™

For full list of Cree Quick Ship products visit www.cree.com/lighting/quickship

Product	Lumen Output	Color Temperature	Voltage	Options
SL24™	20L 25W 2000 lumens - 80 LPW	35K 3500 Kelvin	Blank 120 Volt	SV Silver Endcaps

* See www.cree.com/lighting/products/warranty for warranty terms.



Rev. Date: 01/23/2014



Product Specifications

ROOM-SIDE HEAT SINK

An innovative thermal management system designed to maximize cooling effectiveness by utilizing a unique room-side heat sink. This breakthrough design creates a pleasing architectural aesthetic while conducting heat away from LEDs in a temperature-controlled environment. This enables the LEDs to consistently run cooler, providing significant boosts to lifetime, efficacy and color consistency.

CONSTRUCTION & MATERIALS

- High strength, lightweight polymer forms the reflector and driver housing.
- Innovative mounting clips allow the luminaire to easily mount to a junction box.

OPTICAL SYSTEM

- High-efficiency reflector with MicroMixing™ Optics which integrates the intense direct LED light and distributes optimally mixed indirect white light resulting in a comfortable appearance while maintaining high-efficiency optics.
- Indirect LED strip eliminates direct view of highly efficient, lighting quality LEDs.
- Full Definition Color (80 CRI).

ELECTRICAL SYSTEM

- Integral, high-efficiency driver and power supply.
- **Power Factor** = 0.9 nominal.
- **Input Power:** Stays constant over life.
- **Input Voltage:** 120V, 60Hz.
- **Temperature Rating:** Designed to operate in temperatures -20°C to 25°C and below room side and plenum side.
- **Total Harmonic Distortion:** < 20%.

CONTROLS

- Non-dimming.

REGULATORY & VOLUNTARY QUALIFICATIONS

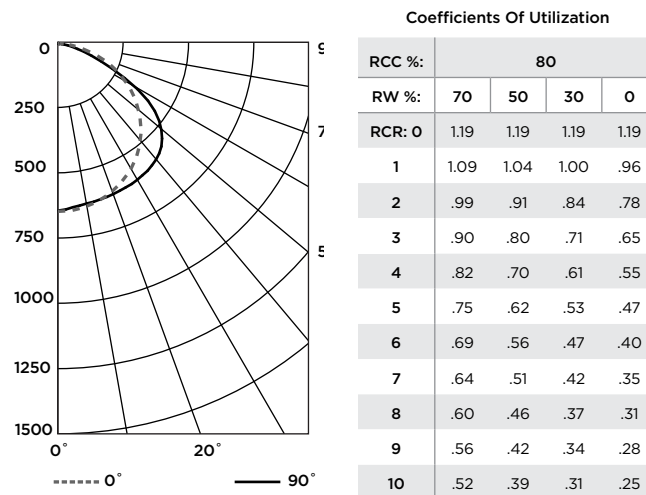
- cULus listed.
- Suitable for damp locations.

Photometry

SL24™

SL24-20L-35K / Based on DTC Report Test #: 13146-G

Fixture photometry has been conducted by a NVLAP accredited testing laboratory in accordance with IESNA LM-79-08. IESNA LM-79-08 specifies the entire luminaire as the source resulting in a fixture efficiency of 100%.



Effective Floor Cavity Reflectance: 20%

Zonal Lumen Summary

Zone	Lumens	Luminaire
0-30	501	25.3%
0-40	844	42.6%
0-60	1,590	80.3%
0-90	1,980	100%
0-180	1,980	100%

Average Luminance Table (cd/m2)

	Horizontal Angle		
	0°	45°	90°
Vertical Angle	0°	9,530	9,530
	45°	9,397	10,637
	55°	9,149	11,240
	65°	8,667	10,350
	75°	7,306	5,536
	85°	3,734	1,867

Reference www.cree.com/lighting for detailed photometric data.