
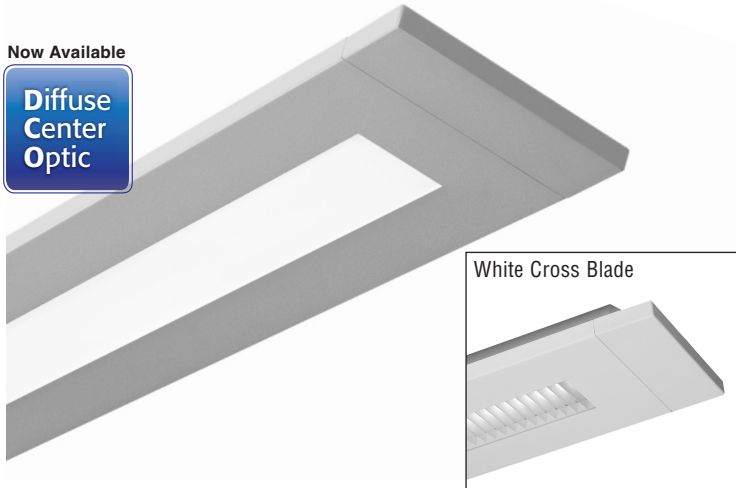


# FINELITE

## Series 14 Technical Sheet

Now Available



### DESCRIPTION

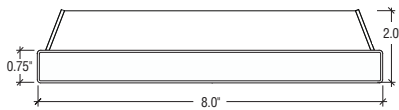
Finelite Series 14 brings new definition to pendant luminaires with a stunning ultra-sleek profile. Available in 1 or 2 T8, or 1, 2 or 3 lamp T5 or T5HO cross sections, Series 14 comes in 4' and 8' lengths. Clean, contemporary, standard signal white finish compliments the modern design and brings new elegance to today's contemporary architecture.

vDate

Project

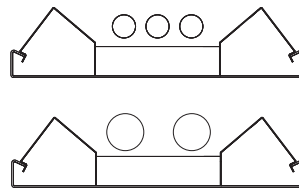
Type

Comments



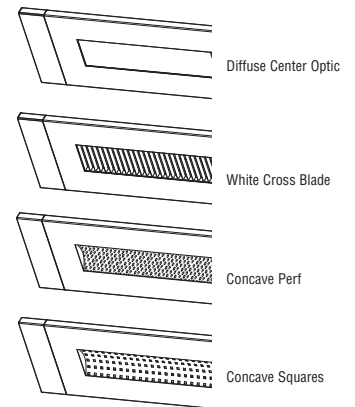
### DIMENSIONS:

The height of the fixture body is 0.75", width 8.0". The overall height to the top of the reflector is 2.0".



### LAMPING:

Available in 1, or 2 T8 lamps, 1, 2, or 3 T5 or T5HO lamps.

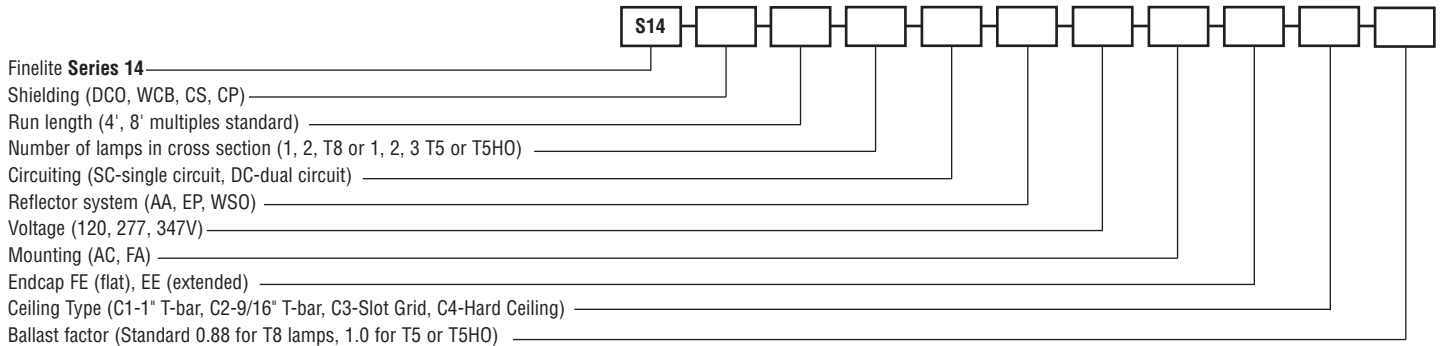


### SHIELDING OPTIONS:

Series 14 Wall Mount offers four shielding options. Diffuse Center Optic, White Cross Blade, Concave Perf or Concave Squares.

### ORDERING GUIDE

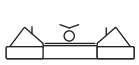
Sample Number: S14 - WCB - 32' - 1T8 - SC - AA - 277 - AC 18" - EE - C1 - 0.88



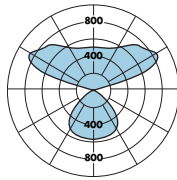
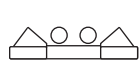
# FINELITE

## Series 14 Technical Sheet

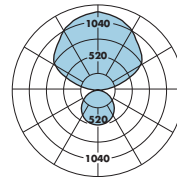
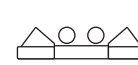
### PHOTOMETRY



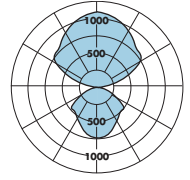
S14: 1 T5HO-WCB-WSO  
Efficiency: 83.8%  
Peak Candela Value: 867@ 115°  
LSI Report: 17608

S14: 2 T8-DCO-AA  
Efficiency: 84.3%  
Peak Candela Value: 1189@ 175°  
LSI Report: 29708

S14: 2 T8-WCB-AA  
Efficiency: 79.5%  
Peak Candela Value: 1048@ 180°  
LSI Report: 17582



CANDLEPOWER SUMMARY						
	0	22.5	45	67.5	90	Flux
0	557	557	557	557	557	
5	548	549	549	551	554	53
15	482	487	501	520	532	141
25	390	399	427	464	492	199
35	288	303	339	393	432	217
45	183	195	243	305	357	196
55	127	131	149	211	264	154
65	81	83	93	118	150	102
75	43	46	50	55	58	53
85	9	12	14	15	15	15
90	0	0	0	0	0	
95	19	75	81	64	65	88
105	92	293	468	404	392	372
115	180	356	582	808	867	552
125	265	363	582	741	803	498
135	337	387	532	678	733	412
145	396	424	488	577	621	315
155	439	453	480	514	529	224
165	470	476	481	489	494	137
175	483	488	484	484	484	47
180	485	485	485	485	485	

CANDLEPOWER SUMMARY						
	0	22.5	45	67.5	90	Flux
0	532	532	532	532	532	
5	530	528	528	531	528	51
15	509	508	507	509	507	143
25	468	467	469	475	474	216
35	410	409	416	419	419	259
45	338	342	346	349	349	265
55	259	263	264	264	263	235
65	181	180	177	176	176	176
75	109	97	95	94	94	102
85	26	24	22	22	22	27
90	0	0	0	0	0	
95	50	76	74	66	65	83
105	223	318	335	327	325	328
115	409	472	593	606	606	535
125	594	636	715	793	818	636
135	770	796	834	877	895	644
145	926	933	966	977	983	598
155	1052	1045	1069	1079	1078	490
165	1141	1133	1135	1137	1141	320
175	1189	1181	1182	1176	1177	114
180	1187	1187	1187	1187	1187	

CANDLEPOWER SUMMARY						
	0	22.5	45	67.5	90	Flux
0	701	701	701	701	701	
5	688	693	697	700	704	67
15	609	623	629	640	650	177
25	494	504	520	551	570	242
35	368	379	408	465	504	263
45	247	258	302	388	459	252
55	170	175	203	324	423	222
65	109	112	127	177	249	148
75	57	60	66	81	112	77
85	12	16	17	20	20	21
90	0	0	0	0	0	
95	35	49	42	30	28	56
105	192	260	280	265	263	271
115	367	423	516	536	536	473
125	547	577	638	702	741	573
135	714	734	752	760	759	576
145	849	861	855	856	839	532
155	955	953	944	929	922	433
165	1021	1022	1007	995	990	284
175	1047	1052	1047	1039	1037	101
180	1048	1048	1048	1048	1048	

— Refer to [www.finelite.com](http://www.finelite.com) for additional photometry and product information.

### SPECIFICATIONS

**CONSTRUCTION:** Body is 18-gauge die-formed steel with 18-gauge die-formed internal joiner system, plug-together wiring. All components are hard-tooled to tolerances of 0.010".

**SHIELDING OPTIONS:**

- DCO Diffuse Center Optic, 73% transmissive, 99% diffusion.
- WCB White cross blade baffles.
- CS Concave shield, square perforations.
- CP Concave shield, round perforations.

**ENDCAPS:** Standard: (FE) Flat endcaps adds 0.1" at each end. Optional: (EE) Extended Endcap, aluminum die-cast endcap, adds 2.5" at each end.

**REFLECTORS:** (AA) Standard—Anodized aluminum diffuse high-reflectance reflectors. Optional (EP) fully specular side reflectors, (WSO) wide-spread optic system for 1 T5HO. Optional Dust Cover for T8 lamps only. Contact factory. NOTE: Contact factory when using emergency battery packs, 347V, or dimming ballasts with WSO reflectors.

**ELECTRICAL:** 120 or 277V prewired. Fixture and electrical components are UL/C-UL listed and fixture will bear UL/C-UL labels. Optional Adders: 347V ballast, prewired dual circuit, emergency circuits, emergency battery packs.

**LAMPING:** 1 or 2 T8 or 1, 2, or 3 lamp T5 or T5HO cross sections. 1 T8 lamp is on angle. UV stabilized lamp diffuser standard for T5HO lamps - 0.100 acrylic. Also available without diffuser (open).

**BALLAST:** Electronic instant-start ballast <10% THD, 0.88 BF standard for T8 lamps. Electronic rapid-start ballasts <10% THD, 1.0 BF standard for T5/T5HO lamps. Optional adders: rapid-start ballasts (standard for T5/T5HO), 347V, emergency battery packs, dimming ballasts (controls by others). Requires low-profile ballasts and battery packs.

**MOUNTING OPTIONS:** Semi-adjustable aircraft cable, (AC) ± 0.5" in lengths of 12", 15", 18", 21", 24", 27", 30", and 36". Order length, e.g., AC 18". Optional Adders: fully adjustable aircraft cable (FA) in lengths up to 150".

**SUPPORT CABLES:** Plated steel cable and hardware.

**FEED:** 18 gauge straight cord. 14 gauge feed cord used when fixture current exceeds 6 amps. Optional adders: Coil Cord Feed.

**FINISHES:** Finelite Signal White standard. Optional Adders: 185 colors available from Tiger Drylac's RAL color chart.

**OPTIONAL ADDERS:** Coil Cord Feed.

**LENGTHS:** 4' and 8' section lengths can be combined to make longer runs.

**WEIGHT:** Fixture weight = 2.0 lb/ft.

**WALL MOUNT:** Companion wall mount available.