

Project Name:

Type:

Quantity:

FIXTURE SPECIFICATIONS

INTENDED USE

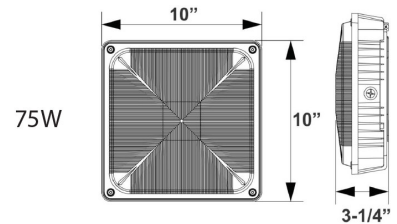
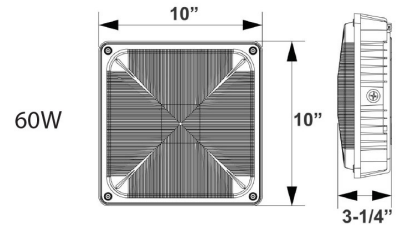
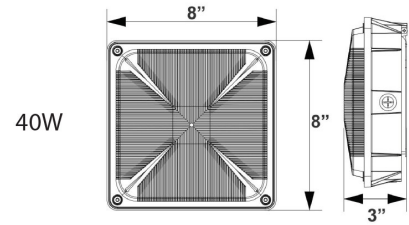
With a bronze powder-coated finish and choices of lumens outputs, our architectural-grade, wet location-rated, low profile canopy light in Light-Emitting Diode (LED) illumination suits multiple purposes and applications. Built in diecast metal to withstand tough environments, the no-maintenance alternative to metal halide canopy lighting is ideal for today's car wash, bank, gas station and other high traffic exteriors.

AVAILABLE DIMENSIONS

- 40W | L 8" x W 8" x H 3"
- 60W | L 10" x W 10" x H 3.25"
- 75W | L 10" x W 10" x H 3.25"

FEATURES

- Construction:** Die-cast aluminum with bronze powder coat finish
- Lens:** Prismatic polycarbonate lens
- Voltage:** 120-277V 60 Hz
- Color Temperature:** 5000K
- CRI:** >80
- Life:** 50,000 Hours
- Beam Spread:** 150°
- Operating Temperature:** -40° F to 104° F
- Power Factor:** 90%
- Warranty:** 5 years carefree for parts & components (labor not included)
- Listings:** cULus, DLC premium, LM79 rated, IP65, RoHS compliant



ORDERING INFORMATION Example: (16001-40W)

Model	Wattage Lumens	
16001	40W	40 Watts 4837 lms
	60W	60 Watts 7531 lms
	75W	75 Watts 9602 lms