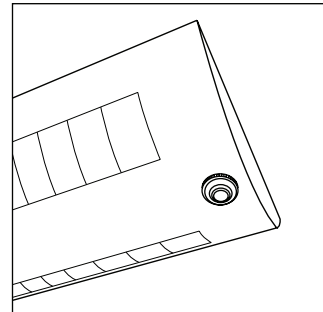
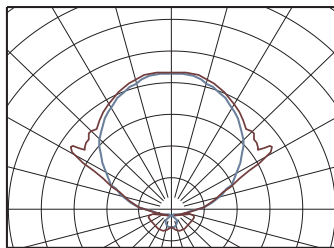


[Top Diffuser Drawing]

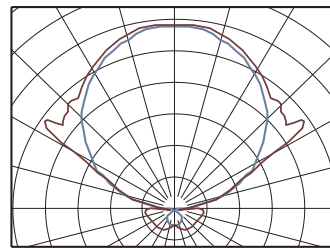


OS - Integrated Occupancy Sensor with Hold-Off Daylighting

PHOTOMETRICS



Low
Color Temp. 4000K
Lumens 3906
87.2% up / 12.8% down



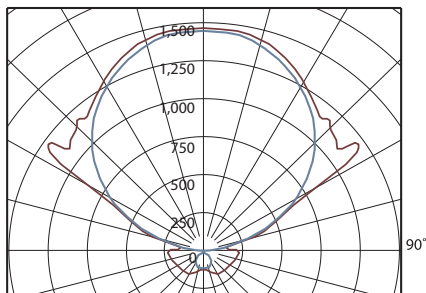
High
Color Temp. 4000K
Lumens 5354
87.2% up / 12.8% down

CONFIGURATIONS			
	LED Watts	Input Watts	Lumen Output
4FT	60	56.7	3906
	72	68.7	4733
	81	77.7	5354
8FT	120	116.7	8038
	144	140.7	9691
	162	158.7	10931
12FT	180	176.7	12171
	216	212.7	14650
	243	239.7	16510

Zone	Lumens	% of Luminaire
0-40	183	3.4%
0-60	383	7.1%
0-90	683	12.8%
90-180	4672	87.2%

Distribution Data (12105-4-81W)

Polar Candela Distribution



Illuminance at a Distance

