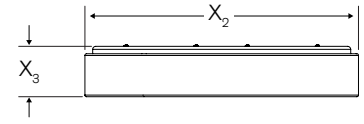
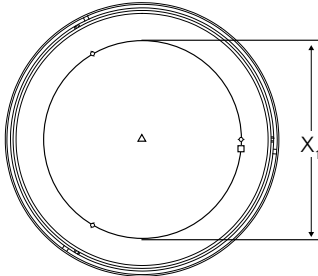


12201-P-DIRECT PHOTOMETRICS

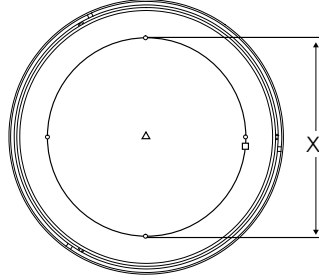
Dimensions




Side



Top
14", 2' — 3 pt. Mounting



Top
3', 4', 5' — 4 pt. Mounting



Bottom

	14"	2'	3'	4'	5'
Mounting, X₁	10.3"	19.0"	26.0"	36.0"	47.0"
Diameter, X₂	14.0"	26.3"	36.2"	47.2"	59.0"
Height, X₃	3.7"	4.8"	4.8"	5.1"	5.2"
Weight (lbs)	10	45	70	90	110

Key	
△	Power Feed for Mono, Surface, Stem
□	Power Feed for Straight Cable
○	Mounting

Photometrics

Coefficients of Utilization

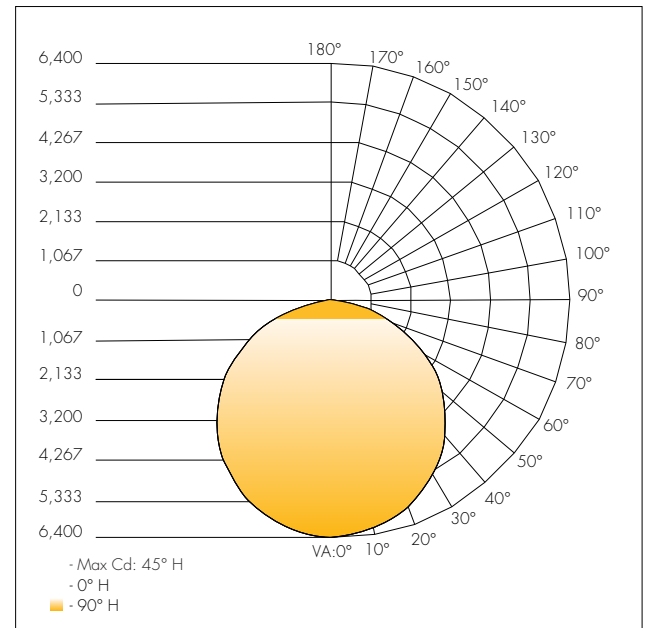
Effective Floor Cavity Reflectance: 20%

RCC %:	80				70				50				30				10				0
RW %:	70	50	30	0	70	50	30	0	50	30	20	50	30	20	50	30	20	50	30	20	0
RCR: 0	1.19	1.19	1.19	1.19	1.16	1.16	1.16	1.00	1.11	1.11	1.11	1.06	1.06	1.06	1.02	1.02	1.02	1.00			1.00
1	1.09	1.04	1.00	.96	1.06	1.02	.98	.85	.97	.94	.91	.94	.91	.89	.90	.88	.86	.84			.84
2	.99	.91	.84	.78	.96	.89	.82	.71	.85	.80	.75	.82	.77	.73	.79	.75	.72	.70			.70
3	.90	.79	.71	.65	.87	.78	.70	.60	.75	.68	.63	.72	.66	.62	.69	.65	.61	.58			.58
4	.82	.70	.61	.55	.80	.69	.61	.52	.66	.59	.53	.64	.58	.53	.62	.56	.52	.50			.50
5	.76	.63	.54	.47	.73	.61	.53	.45	.59	.52	.46	.57	.51	.46	.56	.50	.45	.43			.43
6	.70	.56	.47	.41	.68	.55	.47	.39	.54	.46	.40	.52	.45	.40	.50	.44	.40	.37			.37
7	.65	.51	.42	.36	.63	.50	.42	.35	.49	.41	.36	.47	.40	.35	.46	.40	.35	.33			.33
8	.60	.47	.38	.32	.59	.46	.38	.31	.44	.37	.32	.43	.36	.32	.42	.36	.31	.29			.29
9	.56	.43	.34	.29	.55	.42	.34	.28	.41	.34	.29	.40	.33	.28	.39	.33	.28	.26			.26
10	.53	.39	.31	.26	.51	.39	.31	.26	.38	.31	.26	.37	.30	.26	.36	.30	.26	.24			.24

Zonal Lumen Summary

Zone	Lumens	%Luminaire
0-30	4,952.6	26.9%
0-40	8,142.7	44.2%
0-60	14,526.0	78.9%
50-90	3,893.0	21.1%
70-100	1,573.7	8.5%
90-120	0.000	0.5%
0-90	18,419.1	100%
90-180	0.000	0.5%
0-180	18,419.1	100%

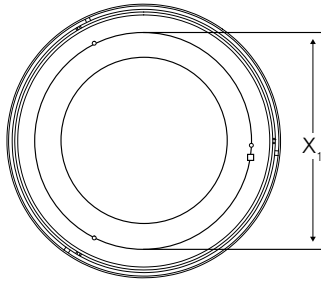
RND: 5', High Output, 3500K



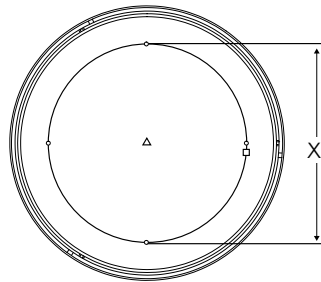
Delivered Lumens: 18,419
CRI: 82

12201-P-DIRECT-INDIRECT PHOTOMETRICS


Dimensions



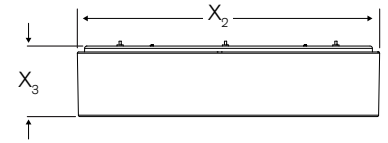
Top
2' - 3 pt. Mounting



Top
3', 4', 5' - 4 pt. Mounting



Bottom



Side

	2'	3'	4'	5'
Mounting, X₁	19.0"	26.0"	36.0"	47.0"
Diameter, X₂	26.4"	36.2"	47.2"	59.0"
Height, X₃	7.3"	8.5"	8.7"	9.1"
Weight (lbs)	55	85	110	135

Key	
	Power Feed for Straight Cable
	Mounting

Photometrics

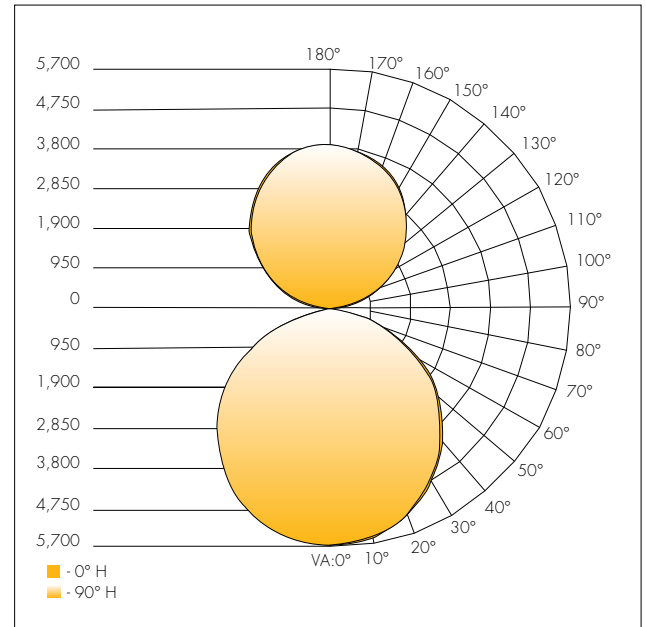
Coefficients of Utilization
Effective Floor Cavity Reflectance: 20%

RCC %:	80				70				50				30				10				0
RW %:	70	50	30	0	70	50	30	0	50	30	20	50	30	20	50	30	20	50	30	20	0
RCR: 0	1.09	1.09	1.09	1.09	1.02	1.02	1.02	.59	.88	.88	.88	.76	.76	.76	.64	.64	.64	.59	.59	.59	.59
1	1.00	.95	.91	.88	.93	.89	.86	.50	.77	.75	.72	.67	.65	.63	.57	.55	.54	.49	.49	.49	.49
2	.91	.83	.77	.71	.84	.78	.72	.42	.68	.63	.60	.58	.55	.52	.50	.47	.45	.41	.41	.41	.41
3	.83	.73	.65	.59	.77	.68	.62	.36	.59	.54	.50	.51	.47	.44	.44	.41	.38	.35	.35	.35	.35
4	.75	.64	.56	.50	.70	.60	.53	.31	.53	.47	.42	.46	.41	.38	.39	.36	.33	.30	.30	.30	.30
5	.69	.57	.49	.43	.64	.54	.46	.27	.47	.41	.37	.41	.36	.33	.35	.31	.29	.26	.26	.26	.26
6	.64	.51	.43	.37	.59	.48	.41	.23	.42	.36	.32	.37	.32	.28	.32	.28	.25	.22	.22	.22	.22
7	.59	.46	.38	.32	.55	.44	.36	.21	.38	.32	.28	.34	.29	.25	.29	.25	.22	.20	.20	.20	.20
8	.55	.42	.34	.29	.51	.40	.32	.19	.35	.29	.25	.31	.26	.22	.27	.23	.20	.18	.18	.18	.18
9	.51	.38	.31	.26	.47	.36	.29	.17	.32	.26	.22	.28	.23	.20	.24	.21	.18	.16	.16	.16	.16
10	.48	.35	.28	.23	.44	.33	.27	.15	.30	.24	.20	.26	.21	.18	.23	.19	.16	.14	.14	.14	.14

Zonal Lumen Summary

Zone	Lumens	%Luminaire
0-30	4,426.8	16.1%
0-40	7,254.7	26.4%
0-60	12,838.7	46.7%
60-90	3,311.1	12.1%
70-100	1,497.2	5.5%
90-120	2,313.0	8.4%
0-90	16,149.8	58.8%
90-180	11,320.1	41.2%
0-180	27,469.9	100%

RNI: 5', Mid Output Direct, Mid Output Indirect, 3500K



Delivered Lumens: 27,470
CRI: 82