

SENTINEL III

WEB PIN™ 704



Decorative perforated accents are standard on Sentinel LED luminaires and are optional on non-LED luminaires.

32 2770 • SDL1 • SUL1 • MS



End cap without LED module.



End cap with narrow beam LED module.



End cap with wide beam LED module.

GENERAL SPECIFICATION

Housing: Die-cast and extruded (low copper) aluminum. Front housing hinges open for access and secures via a bolt hidden behind a spring loaded flap.

Finish: Exterior grade, metallic powder coated paint.

Gaskets: One piece silicone.

Reflector: Aluminum, white powder coated.

Diffuser: UV stabilized polycarbonate.

Ballasts/drivers: HPF, electronic for 120-277V. LED modules are wired for a separate circuit.

Minimum Starting Temperature: -20°C.

Mechanical: Mounts directly over a standard electrical junction box (by others). Mounting hardware (by others).

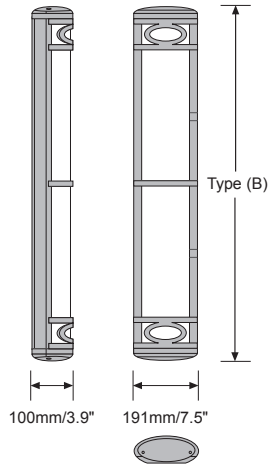
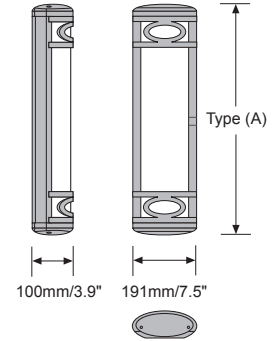
Approval: ETL. Wet location, IP65.

Note: Decorative perforated accents on Sentinel LED luminaires have very minimal illumination, they function as a shield for the LED optical housing within the luminaire.

CFL

A SPECIFY LAMP/LUMINAIRE TYPE

Code:	Lamp type:	Type (A):	Type (B):	Weight:	Photometry:
32 1921	1 x 36/39W PL-L	541mm/21.3"		4.1Kg/9lb	File# 321921
32 2721	1 x 40W PL-L	685mm/27"		5.5Kg/12lb	File# 322721
32 2722	1 x 50W PL-L	685mm/27"		5.5Kg/12lb	File# 322722
32 2723	1 x 80W PL-L	685mm/27"		5.5Kg/12lb	File# 322723
32 2724	2 x 17W T8	685mm/27"		5.5Kg/12lb	File# 322724
32 3921	2 x 36/39W PL-L		995mm/39.2"	8Kg/17.6lb	File# 323921
32 3922	2 x 25W T8		995mm/39.2"	8Kg/17.6lb	File# 323922
32 5121	2 x 40W PL-L		1300mm/51.2"	11Kg/24lb	File# 325121
32 5122	2 x 50W PL-L		1300mm/51.2"	11Kg/24lb	File# 325122
32 5123	2 x 80W PL-L		1300mm/51.2"	11Kg/24lb	File# 325123
32 5124	2 x 32W T8		1300mm/51.2"	11Kg/24lb	File# 325124






B SPECIFY FINISH

- BL** Black
- MS** Metallic silver
- MB** Metallic bronze

C SPECIFY OPTIONS

- PA** Perforated accent

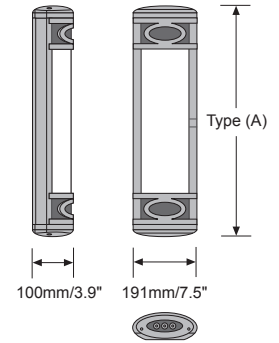
Example Specification Code: **32 5121 • MS • VB**

PL-L 2G11  36/39W - 2900lm 40W - 3150lm	PL-L 2G11  50W - 4300lm 80W - 6000lm	T8 G13  17W - 1375lm 25W - 2225lm 32W - 2950lm
---	--	---

CFL/LED

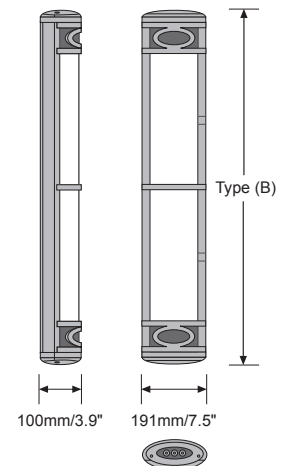
A SPECIFY DIRECT ILLUMINATION

Code:	Lamp type:	Type (A):	Type (B):	Weight:	Photometry:
32 2770	1 x 36/39W PL-L	685mm/27"		5.5Kg/12lb	File# 322770
32 2775	16W LED 3000K 1360lm	685mm/27"		5.5Kg/12lb	File# 322775
32 2776	16W LED 4000K 1520lm	685mm/27"		5.5Kg/12lb	File# 322776
32 5170	2 x 40W PL-L		1300mm/51.2"	11Kg/24lb	File# 325170
32 5175	32W LED 3000K 2720lm		1300mm/51.2"	11Kg/24lb	File# 325175
32 5176	32W LED 4000K 3040lm		1300mm/51.2"	11Kg/24lb	File# 325176



B SPECIFY OPTIONAL UPLIGHT AND/OR DOWNLIGHT MODULE ILLUMINATION

Code:	Lamp types:	Beam:	Color CCT:	Lumens:	Photometry:
SDL1	1 x 2W LED down	narrow	3000K	137lm	File# SDL1
SDL2	1 x 4W LED down	wide	3000K	240lm	File# SDL2
SDL3	1 x 2W LED down	narrow	4000K	170lm	File# SDL3
SDL4	1 x 4W LED down	wide	4000K	300lm	File# SDL4
and/or					
SUL1	1 x 2W LED up	narrow	3000K	137lm	File# SUL1
SUL2	1 x 4W LED up	wide	3000K	240lm	File# SUL2
SUL3	1 x 2W LED up	narrow	4000K	170lm	File# SUL3
SUL4	1 x 4W LED up	wide	4000K	300lm	File# SUL4



C SPECIFY FINISH

- BL** Black
- MS** Metallic silver
- MB** Metallic bronze

Example Specification Code: **32 5170 • SDL2 • MS**



Note: Due to constant changes in LEDs, please check our website for current product specifications.