

# SENTINEL II

WEB PIN™ 709



Decorative perforated accents are standard on Sentinel LED luminaires and are optional on non-LED luminaires.

32 2760 • SDL1 • SUL1 • MS



End cap without LED module.



End cap with narrow beam LED module.



End cap with wide beam LED module.

## GENERAL SPECIFICATION

**Housing:** Die-cast and extruded (low copper) aluminum. Front housing hinges open for access and secures via a bolt hidden behind a spring loaded flap.

**Finish:** Exterior grade, metallic powder coated paint.

**Gaskets:** One piece silicone.

**Reflector:** Aluminum, white powder coated.

**Diffuser:** UV stabilized polycarbonate.

**Ballasts/drivers:** HPF, electronic for 120-277V.

**LED modules are wired for a separate circuit.**

**Minimum Starting Temperature:** -20°C.

**Mechanical:** Mounts directly over a standard electrical junction box (by others). Mounting hardware (by others).

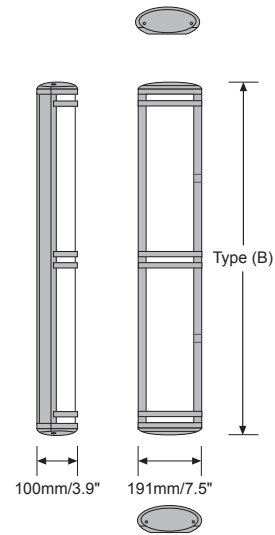
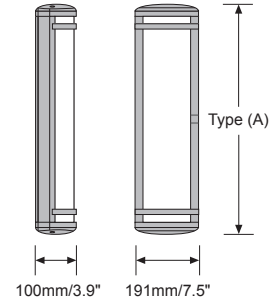
**Approval:** ETL. Wet location, IP65.

**Note:** Decorative perforated accents on Sentinel LED luminaires have very minimal illumination, they function as a shield for the LED optical housing within the luminaire.

## CFL

### A SPECIFY LAMP/LUMINAIRE TYPE

Code:	Lamp type:	Type (A):	Type (B):	Weight:	Photometry:
<b>32 1911</b>	1 x 36/39W PL-L	541mm/21.3"		4.1Kg/9lb	File# <b>321911</b>
<b>32 2711</b>	1 x 40W PL-L	685mm/27"		5.5Kg/12lb	File# <b>322711</b>
<b>32 2712</b>	1 x 50W PL-L	685mm/27"		5.5Kg/12lb	File# <b>322712</b>
<b>32 2713</b>	1 x 80W PL-L	685mm/27"		5.5Kg/12lb	File# <b>322713</b>
<b>32 2714</b>	2 x 17W T8	685mm/27"		5.5Kg/12lb	File# <b>322714</b>
<b>32 3911</b>	2 x 36/39W PL-L		995mm/39.2"	8Kg/17.6lb	File# <b>323911</b>
<b>32 3912</b>	2 x 25W T8		995mm/39.2"	8Kg/17.6lb	File# <b>323912</b>
<b>32 5111</b>	2 x 40W PL-L		1300mm/51.2"	11Kg/24lb	File# <b>325111</b>
<b>32 5112</b>	2 x 50W PL-L		1300mm/51.2"	11Kg/24lb	File# <b>325112</b>
<b>32 5113</b>	2 x 80W PL-L		1300mm/51.2"	11Kg/24lb	File# <b>325113</b>
<b>32 5114</b>	2 x 32W T8		1300mm/51.2"	11Kg/24lb	File# <b>325114</b>



### B SPECIFY FINISH

- BL** Black
- MS** Metallic silver
- MB** Metallic bronze

### C SPECIFY OPTIONS

- VB** Vertical bar
- PA** Perforated accent

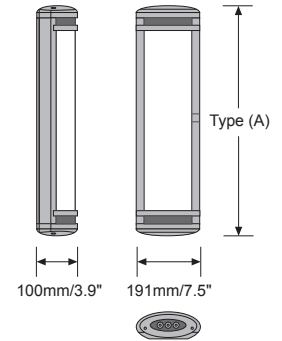
Example Specification Code: **32 5111 - MS - VB**

<p>PL-L 2G11</p> <p>36/39W - 2900lm 40W - 3150lm</p>	<p>PL-L 2G11</p> <p>50W - 4300lm 80W - 6000lm</p>	<p>T8 G13</p> <p>17W - 1375lm 25W - 2225lm 32W - 2950lm</p>
--	---	---

## CFL/LED

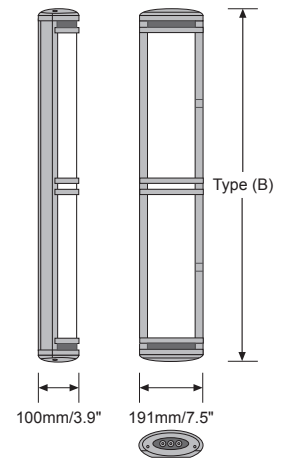
### A SPECIFY DIRECT ILLUMINATION

Code:	Lamp type:	Type (A):	Type (B):	Weight:	Photometry:
<b>32 2760</b>	1 x 36/39W PL-L	685mm/27"		5.5Kg/12lb	File# <b>322760</b>
<b>32 2765</b>	16W LED 3000K 1360lm	685mm/27"		5.5Kg/12lb	File# <b>322765</b>
<b>32 2766</b>	16W LED 4000K 1520lm	685mm/27"		5.5Kg/12lb	File# <b>322766</b>
<b>32 5160</b>	2 x 40W PL-L		1300mm/51.2"	11Kg/24lb	File# <b>325160</b>
<b>32 5165</b>	32W LED 3000K 2720lm		1300mm/51.2"	11Kg/24lb	File# <b>325165</b>
<b>32 5166</b>	32W LED 4000K 3040lm		1300mm/51.2"	11Kg/24lb	File# <b>325166</b>



### B SPECIFY OPTIONAL UPLIGHT AND/OR DOWNLIGHT MODULE ILLUMINATION

Code:	Lamp type:	Beam:	Color CCT:	Lumens	Photometry:
<b>SDL1</b>	1 x 2W LED down	narrow	3000K	137lm	File# <b>SDL1</b>
<b>SDL2</b>	1 x 4W LED down	wide	3000K	240lm	File# <b>SDL2</b>
<b>SDL3</b>	1 x 2W LED down	narrow	4000K	170lm	File# <b>SDL3</b>
<b>SDL4</b>	1 x 4W LED down	wide	4000K	300lm	File# <b>SDL4</b>
and/or					
<b>SUL1</b>	1 x 2W LED up	narrow	3000K	137lm	File# <b>SUL1</b>
<b>SUL2</b>	1 x 4W LED up	wide	3000K	240lm	File# <b>SUL2</b>
<b>SUL3</b>	1 x 2W LED up	narrow	4000K	170lm	File# <b>SUL3</b>
<b>SUL4</b>	1 x 4W LED up	wide	4000K	300lm	File# <b>SUL4</b>




### C SPECIFY FINISH

- BL** Black
- MS** Metallic silver
- MB** Metallic bronze

### D SPECIFY OPTIONS

- VB** Vertical bar

Example Specification Code: **32 5160 • SDL2 • MS • VB**



**Note:** Due to constant changes in LEDs, please check our website for current product specifications.