

SENTINEL

WEB PIN™ 740



32 5150 • SDL1 • SUL1 • MS • VB

GENERAL SPECIFICATION

Housing: Die-cast and extruded (low copper) aluminum. Front housing hinges open for access and secures via a bolt hidden behind a spring loaded flap.

Finish: Exterior grade, metallic powder coated paint.

Gaskets: One piece silicone.

Reflector: Aluminum, white powder coated.

Diffuser: UV stabilized polycarbonate.

Ballasts/drivers: HPF, electronic for 120-277V. LED modules are wired for a separate circuit.

Minimum Starting Temperature: -20°C.

Mechanical: Mounts directly over a standard electrical junction box (by others). Mounting hardware (by others).

Approval: ETL. Wet location, IP65.

Note: Decorative perforated accents on Sentinel LED luminaires have very minimal illumination, they function as a shield for the LED optical housing within the luminaire.

CFL

A SPECIFY LAMP/LUMINAIRE TYPE

Code:	Lamp type:	Type (A):	Type (B):	Weight:	Photometry:
32 1901	1 x 36/39W PL-L	541mm/21.3"		4.1Kg/9lb	File# 321901
32 2701	1 x 40W PL-L	685mm/27"		5.5Kg/12lb	File# 322701
32 2702	1 x 50W PL-L	685mm/27"		5.5Kg/12lb	File# 322702
32 2703	1 x 80W PL-L	685mm/27"		5.5Kg/12lb	File# 322703
32 2704	2 x 17W T8	685mm/27"		5.5Kg/12lb	File# 322704
32 3901	2 x 36/39W PL-L		995mm/39.2"	8Kg/17.6lb	File# 323901
32 3902	2 x 25W T8		995mm/39.2"	8Kg/17.6lb	File# 323902
32 5101	2 x 40W PL-L		1300mm/51.2"	11Kg/24lb	File# 325101
32 5102	2 x 50W PL-L		1300mm/51.2"	11Kg/24lb	File# 325102
32 5103	2 x 80W PL-L		1300mm/51.2"	11Kg/24lb	File# 325103
32 5104	2 x 32W T8		1300mm/51.2"	11Kg/24lb	File# 325104



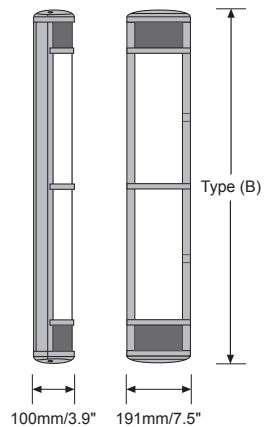
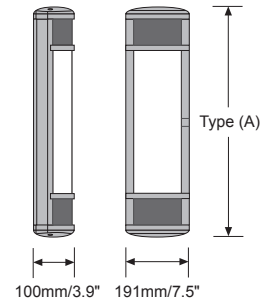
B SPECIFY FINISH

- BL** Black
- MS** Metallic silver
- MB** Metallic bronze

C SPECIFY OPTIONS

- VB** Vertical bar

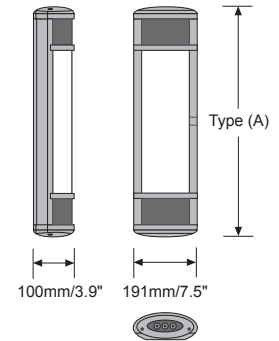
Example Specification Code: **32 5101 • MS • VB**



CFL/LED

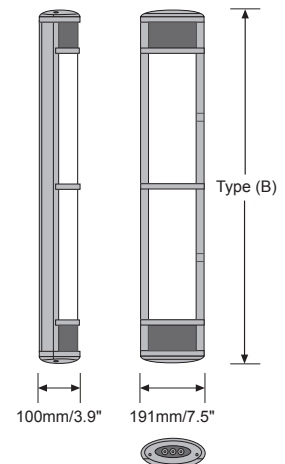
A SPECIFY DIRECT ILLUMINATION

Code:	Lamp type:	Type (A):	Type (B):	Weight:	Photometry:
32 2750	1 x 36/39W PL-L	685mm/27"		5.5Kg/12lb	File# 322750
32 2755	16W LED 3000K 1360lm	685mm/27"		5.5Kg/12lb	File# 322755
32 2756	16W LED 4000K 1520lm	685mm/27"		5.5Kg/12lb	File# 322756
32 5150	2 x 40W PL-L		1300mm/51.2"	11Kg/24lb	File# 325150
32 5155	32W LED 3000K 2720lm		1300mm/51.2"	11Kg/24lb	File# 325155
32 5156	32W LED 4000K 3040lm		1300mm/51.2"	11Kg/24lb	File# 325156



B SPECIFY OPTIONAL UPLIGHT AND/OR DOWNLIGHT MODULE ILLUMINATION

Code:	Lamp type:	Beam:	Color CCT:	Lumens:	Photometry:
SDL1	1 x 2W LED down	narrow	3000K	137lm	File# SDL1
SDL2	1 x 4W LED down	wide	3000K	240lm	File# SDL2
SDL3	1 x 2W LED down	narrow	4000K	170lm	File# SDL3
SDL4	1 x 4W LED down	wide	4000K	300lm	File# SDL4
and/or					
SUL1	1 x 2W LED up	narrow	3000K	137lm	File# SUL1
SUL2	1 x 4W LED up	wide	3000K	240lm	File# SUL2
SUL3	1 x 2W LED up	narrow	4000K	170lm	File# SUL3
SUL4	1 x 4W LED up	wide	4000K	300lm	File# SUL4




C SPECIFY FINISH

- BL** Black
- MS** Metallic silver
- MB** Metallic bronze

D SPECIFY OPTIONS

- VB** Vertical bar

Example Specification Code: **32 5150 • SDL2 • MS • VB**



Note: Due to constant changes in LEDs, please check our website for current product specifications.