

## SPECIFICATION SHEET

JOB NAME: \_\_\_\_\_  
 LOCATION: \_\_\_\_\_  
 QUOTE/REF#: \_\_\_\_\_



LSP20RGB is a Color changing flexible LED strip that provides a full spectrum of color options using red, green and blue LED technology. The countless color mixing possibilities make RGB LEDs a diverse choice for even the most critical in lighting solutions and applications. It can be easily installed onto most surfaces with its double sided mounting tapes.

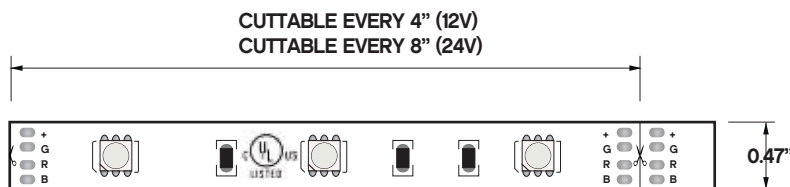

### SPECIFICATIONS

|                    |                                       |
|--------------------|---------------------------------------|
| INPUT VOLTAGE      | 12V and 24V DC constant voltage       |
| POWER CONSUMPTION  | 2.2W per ft.                          |
| LUMEN OUTPUT       | 82 Lumens per ft.                     |
| NO. OF LEDs        | 9 LEDs per ft.                        |
| BEAM ANGLE         | 120°                                  |
| CRI                | 90*                                   |
| DIMMING            | Through RGB controller                |
| MAXIMUM RUN LENGTH | (12V) 20 ft.   (24V) 30 ft.           |
| FIELD CUTTABLE     | (12V) every 4"   (24) every 8"        |
| IP RATING          | IP45 (indoor/dry), IP65 (outdoor/wet) |
| LUMEN MAINTENANCE  | 50,000 Hrs                            |
| CERTIFICATIONS     | UL Listed, TITLE 24                   |
| DIMENSIONS         | Width x Depth: 0.47" x 0.15"          |

### FEATURES

- Superior Color Rendering Index (CRI)
- Multiple CCT options available
- Up to 30 ft. of continuous linear light
- Architectural grade LED lighting
- Suitable for accent or ambient lighting

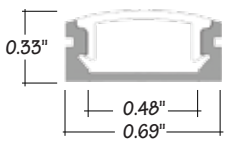
### RGB COLOR SPECTRUM



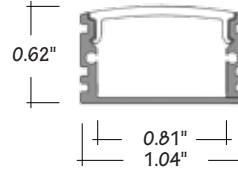
### ORDERING GUIDE

| MODEL                          | MODEL | LENGTH   | VOLTAGE                    |
|--------------------------------|-------|--|----------------------------|
| LSP - Indoor<br>LSPW - Outdoor | 20GRB | 16 - 16.4 FT.<br>100 - 100 FT.<br>PF - PER FT. (12") | 12 - 12V DC<br>24 - 24V DC |

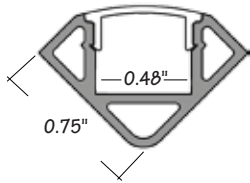
## COMPATIBLE ALUMINUM PROFILES



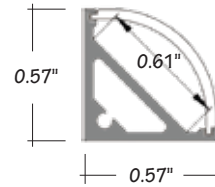
**ALU-SF** **SURFACE MOUNT**  
**LENGTHS** 39<sup>3/8</sup>" , 78<sup>7/8</sup>" , 98"  
**LENS** Clear , Frosted  
**FINISH** Anodized Aluminum , Black



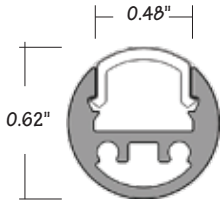
**ALU-DS100** **SURFACE MOUNT**  
**LENGTHS** 39<sup>3/8</sup>" 78  
**LENS** Clear and Frosted  
**FINISH** Anodized Aluminum



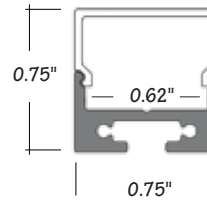
**ALU-CN** **SURFACE / CORNER**  
**LENGTHS** 39<sup>3/8</sup>" , 78<sup>7/8</sup>" , 98"  
**LENS** Clear , Frosted  
**FINISH** Anodized Aluminum , Black



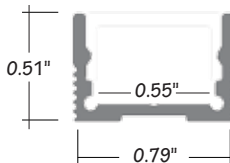
**ALP-50C** **SURFACE / CORNER**  
**LENGTHS** 49.25" , 98.5"  
**LENS** Frosted  
**FINISH** Anodized Aluminum



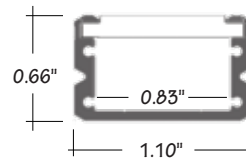
**ALP-35** **SURFACE MOUNT**  
**LENGTHS** 48" , 96"  
**LENS** Frosted  
**FINISH** Anodized Aluminum



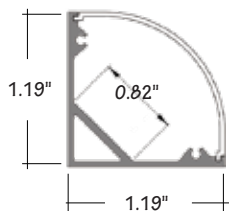
**ALP-80** **SURFACE / SUSPENDED**  
**LENGTHS** 49.25" , 98.5"  
**LENS** Frosted  
**FINISH** Anodized Aluminum



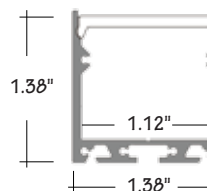
**ALP-70** **SURFACE MOUNT**  
**LENGTHS** 49.25" , 98.5"  
**LENS** Frosted  
**FINISH** Anodized Aluminum



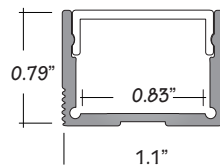
**ALP-90** **SURFACE MOUNT**  
**LENGTHS** 48" and 96"  
**LENS** Frosted  
**FINISH** Anodized Aluminum



**ALP-100C** **SURFACE / CORNER**  
**LENGTHS** 49.25" and 98.5"  
**LENS** Frosted  
**FINISH** Anodized Aluminum



**ALP-140** **SURFACE / SUSPENDED**  
**LENGTHS** 49.25" and 98.5"  
**LENS** Frosted  
**FINISH** Anodized Aluminum



**ALP-130** **SURFACE / SUSPENDED**  
**LENGTHS** 49.25" and 98.5"  
**LENS** Frosted  
**FINISH** Anodized Aluminum

# LSP-20RGB 2.2W Color Changing Indoor LED Strip

## COMPATIBLE RGB CONTROLLERS

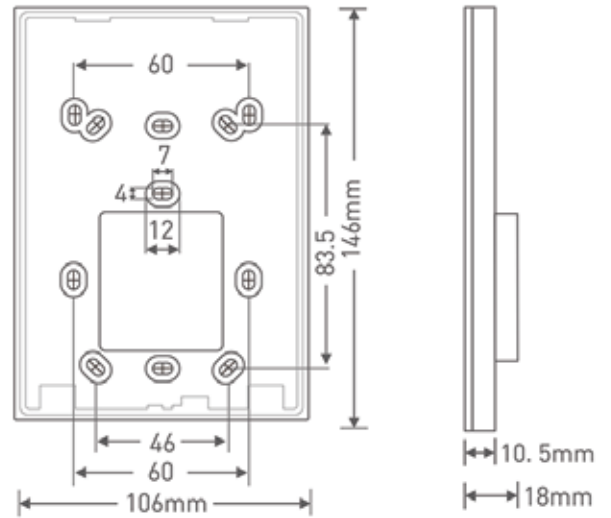
| TOUCH SERIES   |   |                                  |                   |                    |                   |                  |                       |                |                |                |  |   |  |   |
|--|---|----------------------------------|-------------------|--------------------|-------------------|------------------|-----------------------|----------------|----------------|----------------|--|---|--|---|
| RGB-CT330  | <b>RECEIVING CONTROLLER</b><br><table border="1"> <tr><td>INPUT</td><td>12V - 24V DC</td></tr> <tr><td>MAX OUTPUT CURRENT</td><td>3A X 3CH</td></tr> <tr><td>MAX OUTPUT POWER</td><td>108W(12V), 216W (24V)</td></tr> <tr><td>WORKING TEMP</td><td>-30°C ~ 55°C</td></tr> <tr><td>WEIGHT (gross)</td><td>135g</td></tr> </table>  | INPUT                            | 12V - 24V DC      | MAX OUTPUT CURRENT | 3A X 3CH          | MAX OUTPUT POWER | 108W(12V), 216W (24V) | WORKING TEMP   | -30°C ~ 55°C   | WEIGHT (gross) | 135g   | <p style="text-align: center;">RECEIVER</p> |  |   |
|  | INPUT   | 12V - 24V DC                     |                   |                    |                   |                  |                       |                |                |                |  |   |  |   |
| MAX OUTPUT CURRENT   | 3A X 3CH  |                                  |                   |                    |                   |                  |                       |                |                |                |  |   |  |   |
| MAX OUTPUT POWER   | 108W(12V), 216W (24V)   |                                  |                   |                    |                   |                  |                       |                |                |                |  |   |  |   |
| WORKING TEMP   | -30°C ~ 55°C  |                                  |                   |                    |                   |                  |                       |                |                |                |  |   |  |   |
| WEIGHT (gross)   | 135g  |                                  |                   |                    |                   |                  |                       |                |                |                |  |   |  |   |
| <b>HANDHELD REMOTE</b><br><table border="1"> <tr><td>INPUT VOLTAGE</td><td>3V (CR2032 battery)</td></tr> <tr><td>WORKING FREQUENCY</td><td>433.92MHz</td></tr> <tr><td>REMOTE DISTANCE</td><td>90ft.</td></tr> <tr><td>WORKING TEMP</td><td>-30°C ~ 55°C</td></tr> <tr><td>WEIGHT (gross)</td><td>42g</td></tr> </table>   | INPUT VOLTAGE   | 3V (CR2032 battery)              | WORKING FREQUENCY | 433.92MHz          | REMOTE DISTANCE   | 90ft.            | WORKING TEMP          | -30°C ~ 55°C   | WEIGHT (gross) | 42g            | <p style="display: flex; justify-content: space-around;"> <span>HANDHELD REMOTE</span> <span>REMOTE CRADLE</span> </p> |   |  |   |
| INPUT VOLTAGE  | 3V (CR2032 battery)   |                                  |                   |                    |                   |                  |                       |                |                |                |  |   |  |   |
| WORKING FREQUENCY  | 433.92MHz   |                                  |                   |                    |                   |                  |                       |                |                |                |  |   |  |   |
| REMOTE DISTANCE  | 90ft.   |                                  |                   |                    |                   |                  |                       |                |                |                |  |   |  |   |
| WORKING TEMP   | -30°C ~ 55°C  |                                  |                   |                    |                   |                  |                       |                |                |                |  |   |  |   |
| WEIGHT (gross)   | 42g   |                                  |                   |                    |                   |                  |                       |                |                |                |  |   |  |   |
| RGB-CT400  | <b>RECEIVING CONTROLLER</b><br><table border="1"> <tr><td>INPUT</td><td>12V - 24V DC</td></tr> <tr><td>MAX OUTPUT CURRENT</td><td>5A X 3CH, 15A Max</td></tr> <tr><td>MAX OUTPUT POWER</td><td>180W(12V), 360W (24V)</td></tr> <tr><td>CONTROL BUTTON</td><td>8 touch button</td></tr> <tr><td>WORKING TEMP</td><td>-30°C ~ 55°C</td></tr> <tr><td>WEIGHT (gross)</td><td>180g</td></tr> </table> | INPUT                            | 12V - 24V DC      | MAX OUTPUT CURRENT | 5A X 3CH, 15A Max | MAX OUTPUT POWER | 180W(12V), 360W (24V) | CONTROL BUTTON | 8 touch button | WORKING TEMP   | -30°C ~ 55°C   | WEIGHT (gross)                              | 180g   | <p style="text-align: center;">LED CONTROLLER</p> |
|  | INPUT   | 12V - 24V DC                     |                   |                    |                   |                  |                       |                |                |                |  |   |  |   |
| MAX OUTPUT CURRENT   | 5A X 3CH, 15A Max   |                                  |                   |                    |                   |                  |                       |                |                |                |  |   |  |   |
| MAX OUTPUT POWER   | 180W(12V), 360W (24V)   |                                  |                   |                    |                   |                  |                       |                |                |                |  |   |  |   |
| CONTROL BUTTON   | 8 touch button  |                                  |                   |                    |                   |                  |                       |                |                |                |  |   |  |   |
| WORKING TEMP   | -30°C ~ 55°C  |                                  |                   |                    |                   |                  |                       |                |                |                |  |   |  |   |
| WEIGHT (gross)   | 180g  |                                  |                   |                    |                   |                  |                       |                |                |                |  |   |  |   |
| <b>HANDHELD REMOTE</b><br>(SOLD SEPARATELY)<br><table border="1"> <tr><td>INPUT VOLTAGE</td><td>5V DC (Built-in Lithium battery)</td></tr> <tr><td>WORKING CURRENT</td><td>&lt;30mA</td></tr> <tr><td>WORKING FREQUENCY</td><td>2.4GHz</td></tr> <tr><td>REMOTE DISTANCE</td><td>90ft.</td></tr> <tr><td>CHANGE MODE</td><td>32 modes</td></tr> <tr><td>WEIGHT (gross)</td><td>200g</td></tr> </table> | INPUT VOLTAGE   | 5V DC (Built-in Lithium battery) | WORKING CURRENT   | <30mA              | WORKING FREQUENCY | 2.4GHz           | REMOTE DISTANCE       | 90ft.          | CHANGE MODE    | 32 modes       | WEIGHT (gross)   | 200g  | <p style="text-align: center;">HANDHELD REMOTE</p> |   |
| INPUT VOLTAGE  | 5V DC (Built-in Lithium battery)  |                                  |                   |                    |                   |                  |                       |                |                |                |  |   |  |   |
| WORKING CURRENT  | <30mA   |                                  |                   |                    |                   |                  |                       |                |                |                |  |   |  |   |
| WORKING FREQUENCY  | 2.4GHz  |                                  |                   |                    |                   |                  |                       |                |                |                |  |   |  |   |
| REMOTE DISTANCE  | 90ft.   |                                  |                   |                    |                   |                  |                       |                |                |                |  |   |  |   |
| CHANGE MODE  | 32 modes  |                                  |                   |                    |                   |                  |                       |                |                |                |  |   |  |   |
| WEIGHT (gross)   | 200g  |                                  |                   |                    |                   |                  |                       |                |                |                |  |   |  |   |

# LSP-20RGB 2.2W Color Changing Indoor LED Strip

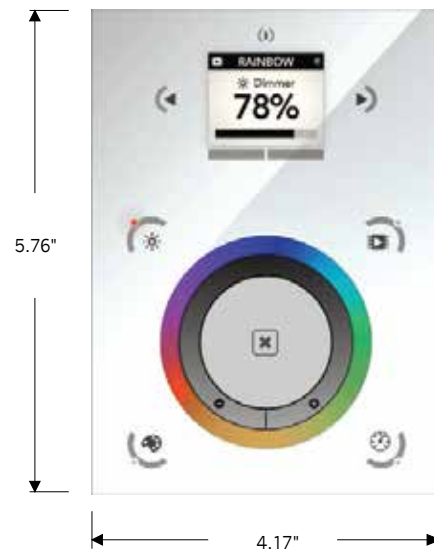
## COMPATIBLE RGB CONTROLLERS

### WALL CONTROLLERS

|                  |                       |                    |
|------------------|-----------------------|--------------------|
| <b>RGB-CT600</b> | <b>INPUT VOLTAGE</b>  | 5V DC, 1A          |
|                  | <b>OUTPUT SIGNAL</b>  | RF 2.4GHz + DMX512 |
|                  | <b>CONTROL</b>        | 4 ZONES            |
|                  | <b>WORKING TEMP</b>   | -30°C ~ 55°C       |
|                  | <b>WEIGHT (gross)</b> | 370g               |



|                 |                         |  |
|-----------------|-------------------------|--|
| <b>RGB-SDE3</b> | <b>INPUT POWER</b>      | 6V DC 0.6A   |
|                 | <b>OUTPUT SIGNAL</b>    | DMX512 (x2)  |
|                 | <b>PROGRAMMABILITY</b>  | PC, MAC,<br>Tablet, Smartphone   |
|                 | <b>AVAILABLE COLORS</b> | Black / White  |
|                 | <b>CONNECTIONS</b>      | USB, Ethernet, RS232,<br>Clock, 8dry contact ports,<br>5V output relay |
|                 | <b>MEMORY</b>           | microSD card   |
|                 | <b>WORKING TEMP</b>     | -10°C ~ 45°C   |
|                 | <b>MOUNTING</b>         | Single or double gang wall socket                                      |
|                 | <b>WEIGHT (gross)</b>   | 247g   |



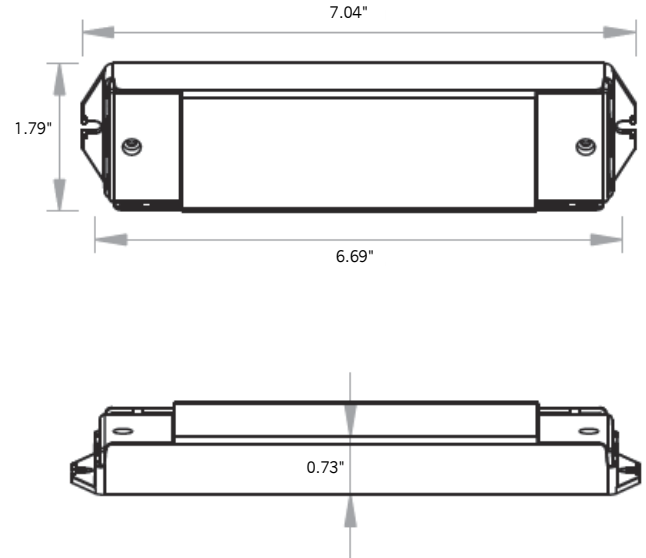
# LSP-20RGB 2.2W Color Changing Indoor LED Strip

## COMPATIBLE RGB CONTROLLERS

### DMX SERIES

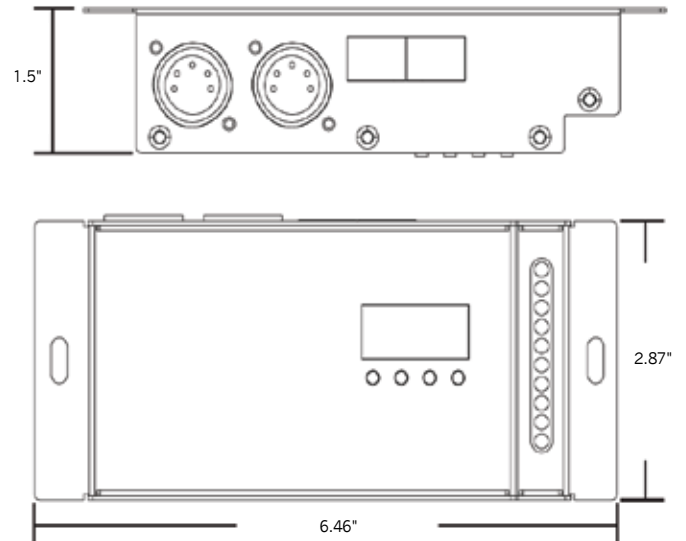
#### RGB-DMX4C

|                        |                       |
|------------------------|-----------------------|
| <b>INPUT</b>           | 12V - 24V DC          |
| <b>OUTPUT CURRENT</b>  | 8A X 4CH              |
| <b>OUTPUT POWER</b>    | 240W(12V), 720W (24V) |
| <b>OUTPUT CHANNELS</b> | 3 or 4 selectable     |



#### RGB-DMX5C-XLR

|                       |                |
|-----------------------|----------------|
| <b>INPUT</b>          | 12V-24V-36V DC |
| <b>OUTPUT CURRENT</b> | 8A X 5CH       |



# LSP-20RGB 2.2W Color Changing Indoor LED Strip

## COMPATIBLE NON-DIMMING TRANSFORMERS

### HARDWIRE CONSTANT VOLTAGE

|                    |               | CLASS 2 | L X W X H             |
|--------------------|---------------|---------|-----------------------|
| PSHW SERIES<br>12V | PSHW-10W-12V  | YES     | 2.55" X 1.37" X .90"  |
|                    | PSHW-20W-12V  | YES     | 4.64" X 1.38" X 1.2"  |
|                    | PSHW-35W-12V  | YES     | 5.83" X 1.57" X 1.18" |
|                    | PSHW-60W-12V  | YES     | 6.38" X 1.65" X 1.18" |
|                    | PSHW-100W-12V | NO      | 7.44" X 2.4" X 1.45"  |
|                    | PSHW-150W-12V | NO      | 8.75" X 2.68" X 1.53" |
|                    | PSHW-200W-12V | NO      | 9.62" X 2.68" X 1.53" |
|                    | PSHW-300W-12V | NO      | 9.92" X 3.55" X 1.75" |

|                    |               | CLASS 2 | L X W X H             |
|--------------------|---------------|---------|-----------------------|
| PSHW SERIES<br>24V | PSHW-10W-24V  | YES     | 2.55" X 1.37" X .90"  |
|                    | PSHW-20W-24V  | YES     | 4.64" X 1.38" X 1.2"  |
|                    | PSHW-35W-24V  | YES     | 5.83" X 1.57" X 1.18" |
|                    | PSHW-60W-24V  | YES     | 6.38" X 1.65" X 1.18" |
|                    | PSHW-100W-24V | NO      | 7.44" X 2.4" X 1.45"  |
|                    | PSHW-150W-24V | NO      | 8.75" X 2.68" X 1.53" |
|                    | PSHW-200W-24V | NO      | 9.62" X 2.68" X 1.53" |
|                    | PSHW-300W-24V | NO      | 9.92" X 3.55" X 1.75" |

