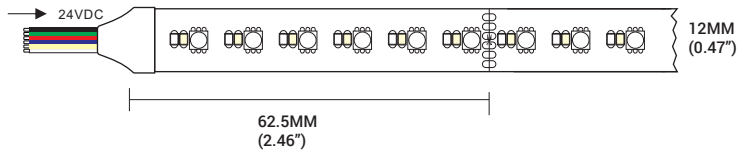


## SPECIFICATION SHEET

JOB NAME: \_\_\_\_\_  
 LOCATION: \_\_\_\_\_  
 QUOTE/REF#: \_\_\_\_\_



### SPECIFICATIONS

<b>INPUT VOLTAGE</b>	24V DC
<b>IP RATING</b>	IP54 Indoor rated
<b>CCT</b>	RGBW + 27K/50K   30K/50K
<b>CRI</b>	94+
<b>WATTAGE</b>	4.4W/FT
<b>LUMENS</b>	up to 260Lm/FT
<b>MAX RUN</b>	22FT
<b>CUTTING</b>	6.6"
<b>DIMMING</b>	Through DMX Controller
<b>LED</b>	RGB+WW
<b>BEAM ANGLE</b>	120°
<b>OPERATING TEMP</b>	5°C (41°F) to 70°C (158°F)
<b>AMBIENT TEMP</b>	-20°C (4°F) to 40°C (108°F)
<b>RATING</b>	UL listed, Dry location
<b>LUMEN MAINTENANCE</b>	50,000 Hrs.

**LSP70-RGBWW** series is an innovative new flexible color-changing LED strip that provides a full dynamic range of color options layered with color tuning white. It is compatible with DMX systems for single or multiple zone control.

### FEATURES

- Full range RGB + color-tuning white
- Designed for easy installation
- Fully compatible with DMX systems
- Indoor (dry) location rated
- UP to 22 FT continuous run
- California TITLE 24 JA8 compliant
- Field cuttable
- Suitable for accent or ambient lighting
- Multiple CCT options available
- Superior COLOR RENDERING INDEX (CRI)

### RGBW COLOR SPECTRUM

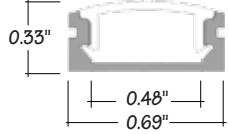


# LSP70-RGBWW 4.4W Indoor RGB+Color Tuning LED Strip

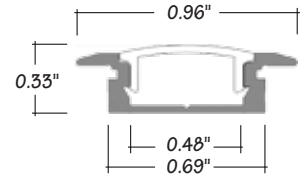
## CUSTOMIZED LENGTH ORDERING CODE

Model	Color Temperature	Length	Voltage	Profile
LSP-70	RGBWW27K/50K - RGB + 27K / 50K RGBWW30K/50K - RGB + 30K / 50K	XX - Custom Length	24V - 24V DC	See p3

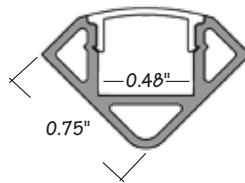
## COMPATIBLE ALUMINUM PROFILES



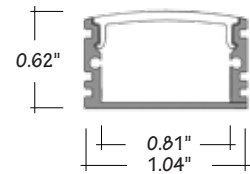
**ALU-SF**    **SURFACE MOUNT**  
**LENGTHS** 39<sup>3/8</sup>" , 78<sup>7/8</sup>" , 98"  
**LENS** Clear , Frosted  
**FINISH** Anodized Aluminum , Black



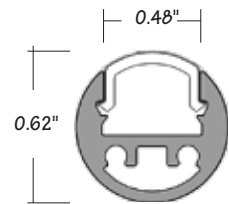
**ALU-FL**    **RECESSED MOUNT**  
**LENGTHS** 39<sup>3/8</sup>" , 78<sup>7/8</sup>"  
**LENS** Clear and Frosted  
**FINISH** Anodized Aluminum



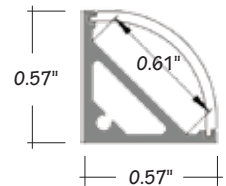
**ALU-CN**    **SURFACE / CORNER**  
**LENGTHS** 39<sup>3/8</sup>" , 78<sup>7/8</sup>" , 98"  
**LENS** Clear , Frosted  
**FINISH** Anodized Aluminum , Black



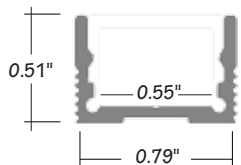
**ALU-DS100**    **SURFACE MOUNT**  
**LENGTHS** 39<sup>3/8</sup>" 78<sup>7/8</sup>" 96"  
**LENS** Clear and Frosted  
**FINISH** Anodized Aluminum



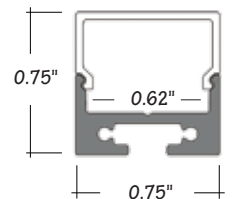
**ALP-35**    **SURFACE MOUNT**  
**LENGTHS** 48" , 96"  
**LENS** Frosted  
**FINISH** Anodized Aluminum



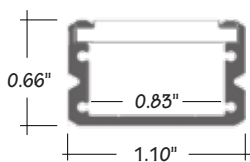
**ALP-50C**    **SURFACE / CORNER**  
**LENGTHS** 49.25" , 98.5"  
**LENS** Frosted  
**FINISH** Anodized Aluminum



**ALP-70**    **SURFACE MOUNT**  
**LENGTHS** 49.25" , 98.5"  
**LENS** Frosted  
**FINISH** Anodized Aluminum



**ALP-80**    **SURFACE OR SUSPENDED**  
**LENGTHS** 49.25" , 98.5"  
**LENS** Frosted  
**FINISH** Anodized Aluminum

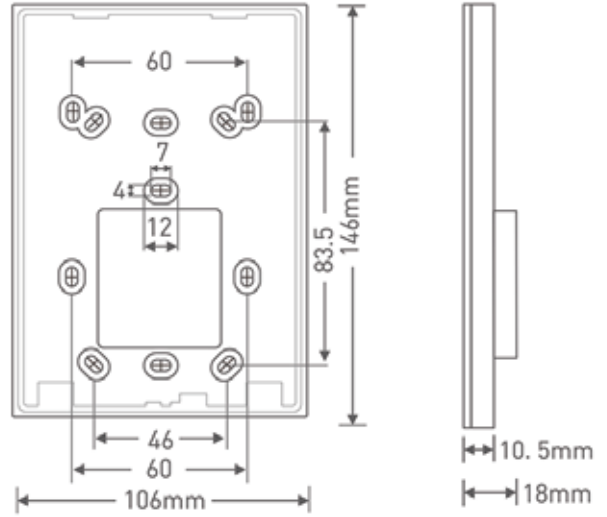


**ALP-90**    **SURFACE MOUNT**  
**LENGTHS** 48" and 96"  
**LENS** Frosted  
**FINISH** Anodized Aluminum

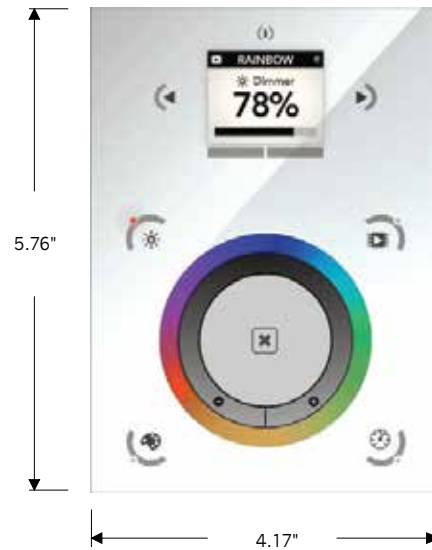
# LSP70-RGBWW 4.4W Indoor RGB+Color Tuning LED Strip

## COMPATIBLE WALL CONTROLLERS

<b>RGB-CT600</b>	<b>INPUT VOLTAGE</b>	5V DC, 1A
	<b>OUTPUT SIGNAL</b>	RF 2.4GHz + DMX512
	<b>CONTROL</b>	4 ZONES
	<b>WORKING TEMP</b>	-30°C ~ 55°C
	<b>WEIGHT (gross)</b>	370g



<b>RGB-SDE3</b>	<b>INPUT POWER</b>	6V DC 0.6A
	<b>OUTPUT SIGNAL</b>	DMX512 (x2)
	<b>PROGRAMMABILITY</b>	PC, MAC, Tablet, Smartphone
	<b>AVAILABLE COLORS</b>	Black / White
	<b>CONNECTIONS</b>	USB, Ethernet, RS232, Clock, 8dry contact ports, 5V output relay
<b>MEMORY</b>	microSD card	
<b>WORKING TEMP</b>	-10°C ~ 45°C	
<b>MOUNTING</b>	Single or double gang wall socket	
<b>WEIGHT (gross)</b>	247g	

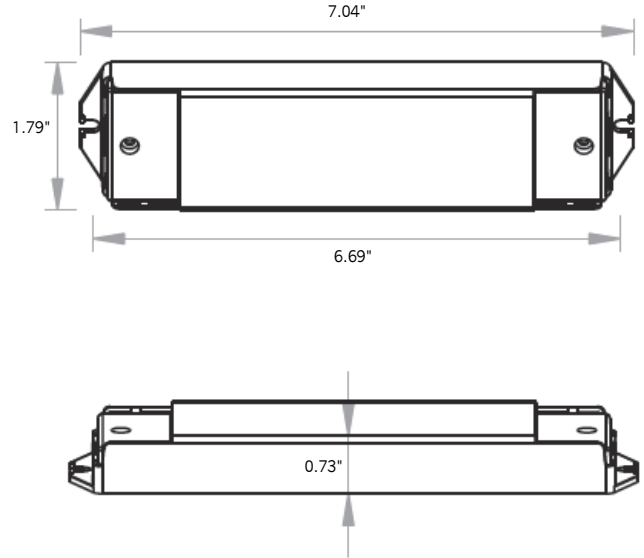


# LSP70-RGBWW 4.4W Indoor RGB+Color Tuning LED Strip

## COMPATIBLE DMX RECEIVERS

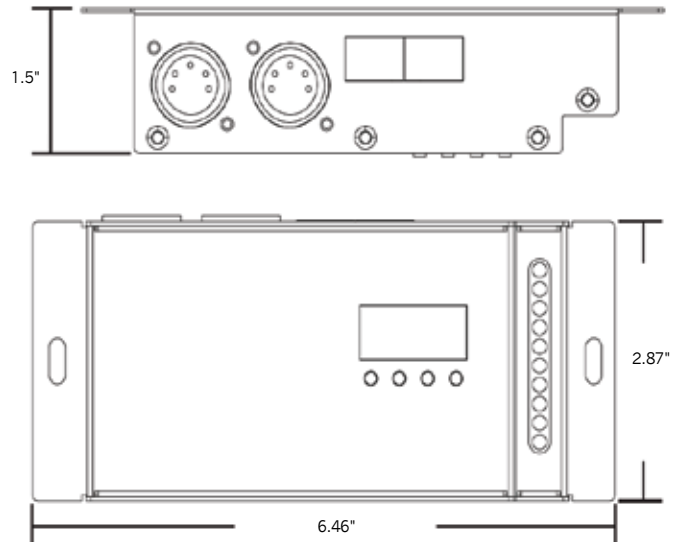
### RGB-DMX4C

**INPUT** 12V - 24V DC  
**OUTPUT CURRENT** 8A X 4CH  
**OUTPUT POWER** 240W(12V), 720W (24V)  
**OUTPUT CHANNELS** 3 or 4 selectable



### RGB-DMX5C-XLR

**INPUT** 12V-24V-36V DC  
**OUTPUT CURRENT** 8A X 5CH



# LSP70-RGBWW 4.4W Indoor RGB+Color Tuning LED Strip

## COMPATIBLE NON-DIMMING TRANSFORMERS

PSHW SERIES 24V		CLASS 2	L X W X H
PSHW-10W-24V		YES	2.55" X 1.37" X .90"
PSHW-20W-24V		YES	4.64" X 1.38" X 1.2"
PSHW-35W-24V		YES	5.83" X 1.57" X 1.18"
PSHW-60W-24V		YES	6.38" X 1.65" X 1.18"
PSHW-100W-24V		NO	7.44" X 2.4" X 1.45"
PSHW-150W-24V		NO	8.75" X 2.68" X 1.53"
PSHW-200W-24V		NO	9.62" X 2.68" X 1.53"
PSHW-300W-24V		NO	9.92" X 3.55" X 1.75"

