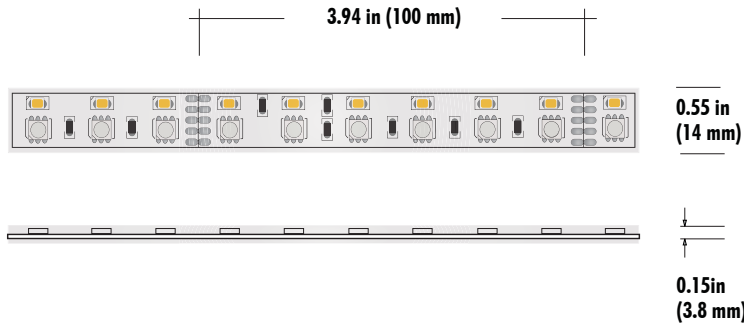


## SPECIFICATION SHEET

JOB NAME: \_\_\_\_\_  
 LOCATION: \_\_\_\_\_  
 QUOTE/REF#: \_\_\_\_\_



### SPECIFICATIONS

<b>INPUT VOLTAGE</b>	24V DC
<b>POWER CONSUMPTION</b>	6.0W per foot
<b>LUMEN OUTPUT</b>	380 lm (White)   185 lm (RGB)
<b>NO. OF LEDs</b>	48 LEDs per foot
<b>BEAM ANGLE</b>	120°
<b>CRI</b>	95+
<b>DIMMING</b>	Through RGBW controller
<b>MAXIMUM RUN LENGTH</b>	16 feet
<b>FIELD CUTTABLE</b>	Every 3.94" (100MM)
<b>IP RATING</b>	IP65 wet location (outdoor)
<b>LUMEN MAINTENANCE</b>	50,000 hrs.
<b>OPERATING TEMPERATURE</b>	-40°F(-40°C)~+140°F(+60°C)
<b>BINNING</b>	1.5 Step Macadam Elipse
<b>CERTIFICATIONS</b>	UL listed, TITLE 24 JA8
<b>DIMENSIONS</b>	0.67" x 0.20 (width x height)

**LSPW60-RGBW** is an outdoor, wet-rated and is a color changing flexible LED strip that provides a full spectrum of color options using red, green blue and white LED technology. The countless color mixing possibilities make RGB LEDs a diverse choice for even the most discerning in lighting solutions and applications.

### FEATURES

- 6.0W per Foot
- 380 Lumens (White) | 185 Lumens (RGB)
- 95+ CRI
- California **TITLE 24 JA8** compliant
- Field cuttable
- Suitable for accent or ambient lighting
- IP65 outdoor wet rated
- Superior COLOR RENDERING INDEX (CRI)
- Available in 24V
- UL Listed
- Dimmable with **CORE Lighting** dimmable drivers

### SPECIFICATIONS



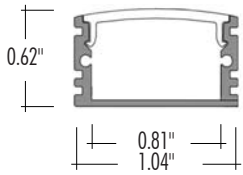
## STANDARD ORDERING CODE

Model	Color Temp	Length	Voltage
LSPW-60	RGBW27K - RGB + 27K	16 - 16.4 Ft.	24V - 24V DC
	RGBW30K - RGB + 30K	32 - 32 Ft.	
	RGBW40K - RGB + 40K	PF - Per foot	
	RGBW50K - RGB + 50K		

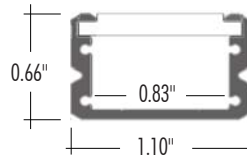
## CUSTOMIZED LENGTH ORDERING CODE

Model	Color Temp	Length	Voltage	Profile
LSPW-60	RGBW27K - RGB + 27K	XX - Custom Length	24V - 24V DC	See p3
	RGBW30K - RGB + 30K			
	RGBW40K - RGB + 40K			
	RGBW50K - RGB + 50K			

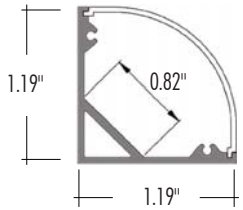
## COMPATIBLE ALUMINUM PROFILES



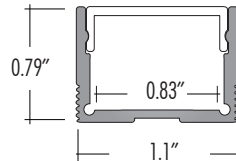
**ALU-DS100** | SURFACE MOUNT  
**LENGTHS** 39 <sup>3</sup>/<sub>8</sub>" and 78 <sup>7</sup>/<sub>8</sub>"  
**LENS** Clear & Frosted  
**FINISH** Anodized Aluminum



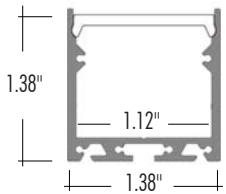
**ALP-90** | SURFACE MOUNT  
**LENGTHS** 48" and 96"  
**LENS** Frosted  
**FINISH** Anodized Aluminum



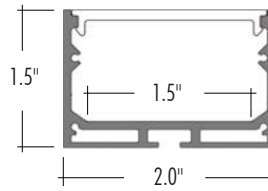
**ALP-100C** | SURFACE / CORNER MOUNT  
**LENGTHS** 49.25" and 98.5"  
**LENS** Frosted  
**FINISH** Anodized Aluminum



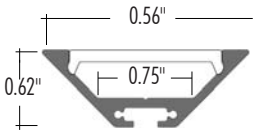
**ALP-130** | SURFACE / SUSPENSION MOUNT  
**LENGTHS** 49.25" and 98.5"  
**LENS** Frosted  
**FINISH** Anodized Aluminum



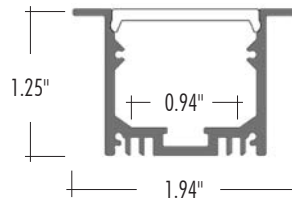
**ALP-140** | SURFACE / SUSPENSION MOUNT  
**LENGTHS** 49.25" and 98.5"  
**LENS** Frosted  
**FINISH** Anodized Aluminum



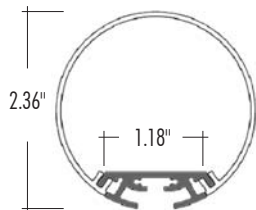
**ALP-160** | SURFACE / SUSPENSION MOUNT  
**LENGTHS** 49.25" and 98.5"  
**LENS** Frosted  
**FINISH** Anodized Aluminum



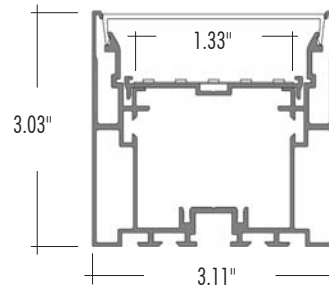
**ALP-190** | SURFACE / SUSPENSION MOUNT  
**LENGTHS** 49.25" and 98.5"  
**LENS** Frosted  
**FINISH** Anodized Aluminum



**ALP-200R** | RECESSED MOUNT  
**LENGTHS** 49.25" and 98.5"  
**LENS** Frosted  
**FINISH** Anodized Aluminum



**ALP-245** | SUSPENSION MOUNT  
**LENGTHS** 49.25" and 98.5"  
**LENS** Frosted  
**FINISH** Anodized Aluminum



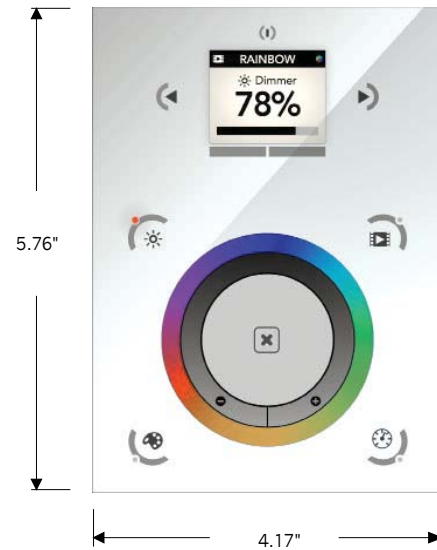
**ALP-310N** | SURFACE / SUSPENSION MOUNT  
**LENGTHS** 49.25" and 98.5"  
**LENS** Frosted  
**FINISH** Anodized Aluminum

## COMPATIBLE WALL CONTROLLERS

<b>RGB-CT600</b>	<b>INPUT VOLTAGE</b>	5V DC, 1A
	<b>OUTPUT SIGNAL</b>	RF 2.4GHz + DMX512
	<b>CONTROL</b>	4 ZONES
	<b>WORKING TEMP</b>	-30°C ~ 55°C
	<b>WEIGHT (gross)</b>	370g



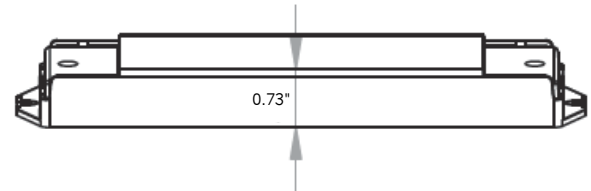
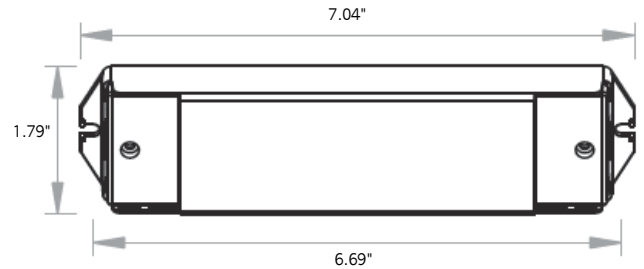
<b>RGB-SDE3</b>	<b>INPUT POWER</b>	6V DC 0.6A
	<b>OUTPUT SIGNAL</b>	DMX512 (x2)
	<b>PROGRAMMABILITY</b>	PC, MAC, Tablet, Smartphone
	<b>AVAILABLE COLORS</b>	Black / White
	<b>CONNECTIONS</b>	USB, Ethernet, RS232, Clock, 8dry contact ports, 5V output relay
	<b>MEMORY</b>	microSD card
	<b>WORKING TEMP</b>	-10°C ~ 45°C
	<b>MOUNTING</b>	Single or double gang wall socket
	<b>WEIGHT (gross)</b>	247g



## COMPATIBLE DMX RECEIVERS

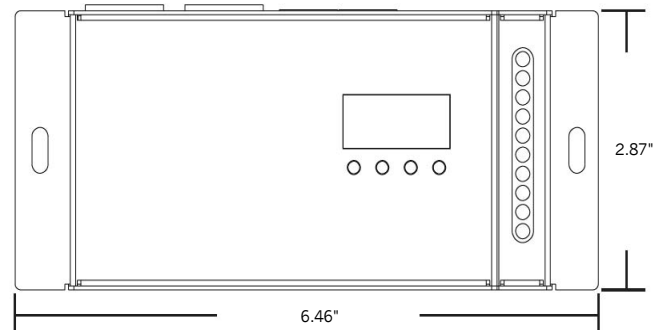
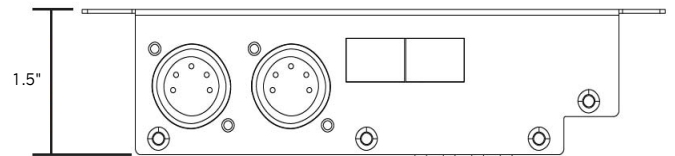
### RGB-DMX4C

**INPUT** 12V - 24V DC  
**OUTPUT CURRENT** 8A X 4CH  
**OUTPUT POWER** 240W(12V), 720W (24V)  
**OUTPUT CHANNELS** 3 or 4 selectable



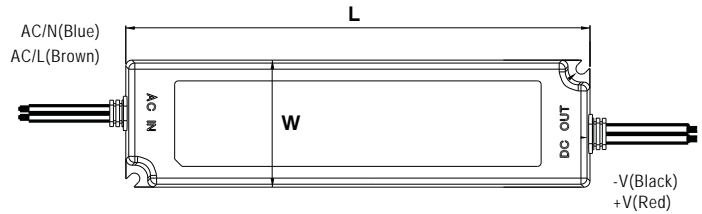
### RGB-DMX5C-XLR

**INPUT** 12V-24V-36V DC  
**OUTPUT CURRENT** 8A X 5CH



## COMPATIBLE TRANSFORMERS

PSHW SERIES		CLASS 2		L X W X H
12V	PSHW-10W-12V	YES		2.55" X 1.37" X .90"
	PSHW-20W-12V	YES		4.64" X 1.38" X 1.2"
	PSHW-35W-12V	YES		5.83" X 1.57" X 1.18"
	PSHW-60W-12V	YES		6.38" X 1.65" X 1.18"
	PSHW-100W-12V	NO		7.44" X 2.4" X 1.45"
	PSHW-150W-12V	NO		8.75" X 2.68" X 1.53"
	PSHW-200W-12V	NO		9.62" X 2.68" X 1.53"
	PSHW-300W-12V	NO		9.92" X 3.55" X 1.75"



PSHW SERIES		CLASS 2		L X W X H
24V	PSHW-10W-24V	YES		2.55" X 1.37" X .90"
	PSHW-20W-24V	YES		4.64" X 1.38" X 1.2"
	PSHW-35W-24V	YES		5.83" X 1.57" X 1.18"
	PSHW-60W-24V	YES		6.38" X 1.65" X 1.18"
	PSHW-100W-24V	NO		7.44" X 2.4" X 1.45"
	PSHW-150W-24V	NO		8.75" X 2.68" X 1.53"
	PSHW-200W-24V	NO		9.62" X 2.68" X 1.53"
	PSHW-300W-24V	NO		9.92" X 3.55" X 1.75"