

# ASPECT METAL HALIDE REFLECTOR WITH UP-LIGHT



**TYPE:**

**PROJECT:**

**ORDER NUMBER:**

Model#	Paint Finish	Wattage	Voltage	Ballast
	Hammertone	26, 32,	1-120V	E-Electronic
	Silver	42 or 57	2-277V	EM
	White			EM13
	CC-Custom RAL color*	70, 100 or 150		D3, D4, D5, D8, D9

(See back page  
for details.)

**Example:**

2712	W	70	1	E
------	---	----	---	---

\*Custom Color available for ballast housing and ceiling canopy only.

**DELRAY  
LIGHTING  
INCORPORATED**

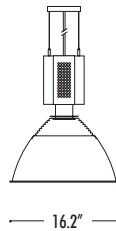
**271**

## PENDANT MOUNT

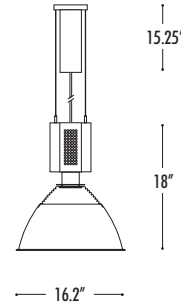
Canopy mounts to standard J-boxes and supports ballast housing and fixture with 2 steel air craft cables with push button adjustment. Pendant is 6' standard and can be specified in any length. **Metal halide fixtures require lamps with ceramic arc tube only.** U.L. listed for damp locations.

**2712**  
ED17

**2722**  
CFL



**2712EM**  
CFL

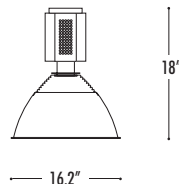


## SURFACE MOUNT

Canopy mounts to standard J-boxes and supports ballast housing. U.L. listed for damp locations.

**2711**  
ED17

**2721**  
CFL



## REFLECTORS

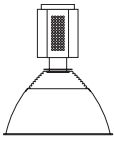
Aluminum clad top reflector has frosted glass top for ambient up-lighting and an internal downlight reflector for beam and glare control.

**Note:** Reflector cannot be custom painted due to anodized finish.

**BURBANK,  
CALIFORNIA,  
91505  
WWW.  
DELRAY  
LIGHTING.  
COM**

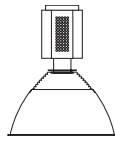
## METAL HALIDE

### 1-70W ED17



## METAL HALIDE

### 1-100W ED17



## CONE OF LIGHT

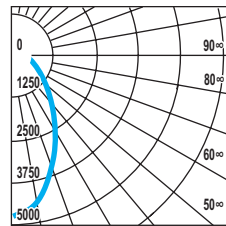
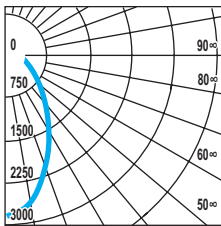
MTG. HT.	FC/0*	DIA.
4'	223	2.6
6'	99	3.9
8'	56	5.2
10'	36	6.5
12'	25	7.8

50% FC at edge

MTG. HT.	FC/0*	DIA.
4'	184	3.1
6'	82	4.6
8'	46	6.1
10'	29	7.7
12'	20	9.2

50% FC at edge

## CP DISTRIBUTION



## COEFFICIENTS OF UTILIZATION

### % CEILING 80 (20% FLOOR)

% WALL	70	50	30
0	77	77	77
1	74	72	70
2	70	67	64
3	66	62	59
4	63	58	54
5	60	54	50
6	57	51	47
7	53	47	43
8	51	44	40
9	48	41	37
10	45	39	35

### % CEILING 80 (20% FLOOR)

% WALL	70	50	30
0	78	78	78
1	74	72	70
2	70	67	64
3	66	62	59
4	63	58	54
5	60	54	50
6	57	51	47
7	53	47	43
8	51	44	40
9	48	41	37
10	45	39	35

## NOTES

### 271270

1-70W ED17 coated  
Medium base socket  
Total lumens: 4200 mean  
Spacing criteria: .7

### 2712100

1-100W ED17 coated  
Medium base socket  
Total lumens: 6900 mean  
Spacing criteria: .7

## BALLAST INFO

### DIMMING

- Voltage *must* be specified.
- Controls lumen output down to  $\pm 5\%$ .
- Compatible dimmers required for all ballasts.
- **D3** Advance Mark X for 26, 32, 42 or 57W lamp.
- **D4** Lutron Tu-Wire for 26 or 32W lamp. 120V *only*.
- **D5** Advance Mark VII for 26, 32 or 42W lamp.
- **D8** Lutron Hi-Lume 1% for 26 or 32W lamp. Controls lumen output down to  $\pm 1\%$ .

### EMERGENCY

- Voltage *must* be specified.
- **EM** emergency power provides 650 lumens for one lamp for 90 minutes. Ht.=15.25"
- **EM13** emergency power provides 1300 lumens for one lamp for 90 minutes. Ht.=18.75"

## OPTIONS

**AL**-Acrylic Lens. For security and food service installations.  
Use with CFL lamps *only*.

