



OPEN COMMERCIAL

KDS200 SERIES



Knocked Down Two-Light Strip



- Knock Down Two-Light Strip, Individual Pack
- 22 Ga. Cold Rolled Steel Housing
- Baked White Polyester Finish
- Screw-On End Caps
- Cover Secured by Two Quarter Turn Fasteners
- Suitable for Damp Locations
- Available with:
 - Fluorescent, LED and LED T8 (Internally Driven)
 - 14 Ga. Wire Guard
 - 4" Leg Height V-Hook
 - 12" Coupling For Row Mounting



Photometric Data and IES Files are Available on www.lalighting.com



LOS ANGELES LIGHTING MFG. CO.

10141 OLNEY ST. / EL MONTE, CA 91731

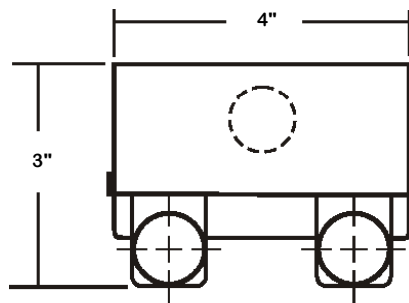
TEL : 626-454-8300 FAX : 626-454-8399

www.lalighting.com



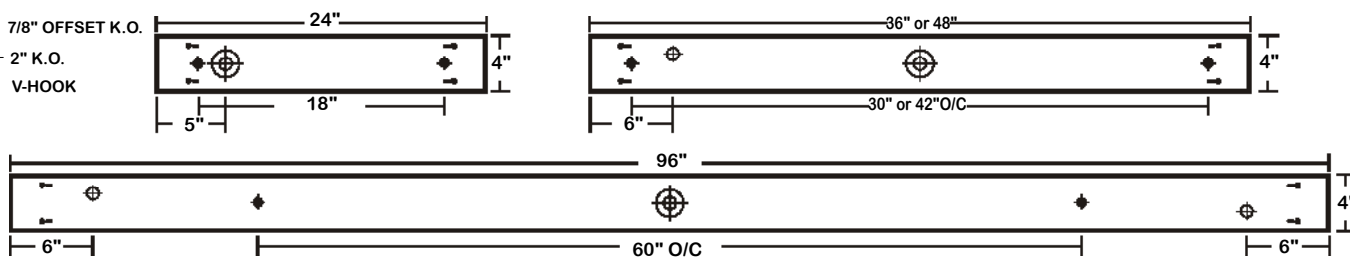
KDS200 SERIES

CROSS SECTION



BACK PLATE

- ◆ 11/16" STEM MTG. K.O.
- ⊕ 7/8" OFFSET K.O.
- ⊕ 2" K.O.
- V-HOOK

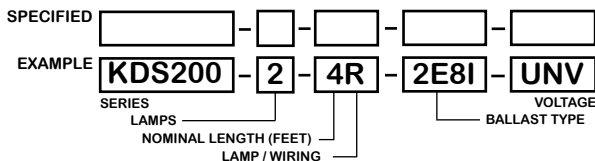


CATALOG NUMBER

	NOMINAL LENGTH	TOTAL LAMPS	LAMP TYPE		NOMINAL LENGTH	TOTAL LAMPS	LAMP TYPE
KDS200-2-2R-2E8I-UNV	2'	2	T8	KDS200-2-8RT-4E8I-UNV	8'	4	T8
KDS200-2-3R-2E8I-UNV	3'	2	T8	KDS200-2-8RT- BP5A -4E8I-UNV	8'	4	T8
KDS200-2-4R-2E8I-UNV	4'	2	T8	KDS200-2-8S-2E8I-UNV	8'	2	T8
KDS200-2-4R- BP5A -2E8I-UNV	4'	2	T8	KDS200-2-4M-2E5H-UNV	4'	2	T5HO
				KDS200-2-8MT-4E5H-UNV	8'	4	T5HO

BP5A : 1400L Emergency Battery Pack

ORDERING GUIDE



AVAILABLE ACCESSORIES

ACCESSORIES	CAT. NO.
Wire Guard - 14 Ga.	WG14-KDS200
12" Coupling For Row Mounting	CMC-245
4" Leg Height V-Hook	V4

SPECIFICATIONS

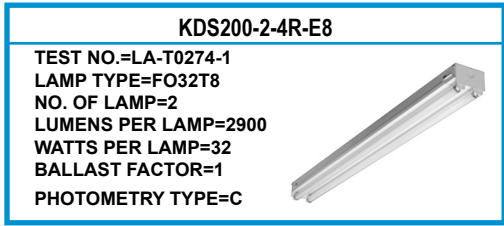

- **TYPE** Knocked down two-light strip.
- **CONSTRUCTION** 22 ga. cold rolled steel housing. End plates are fastened to housing by sheet metal screws to assure rigidity.
- **FINISH** Bakes white polyester finish standard, minimum reflectance 86%
- **WIRE GUARDS** Chrome epoxy powder coated.
- **WIRING** UNV (universal voltage 120v thru 277v.) ballasts as available, or as otherwise specified.
- **LABELS** U.L. Listed. Suitable for damp locations.



PHOTOMETRIC DATA

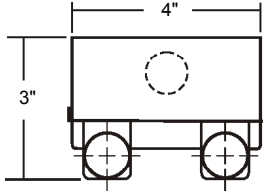
KDS200-2-4R-E8

TEST NO.=LA-T0274-1
 LAMP TYPE=FO32T8
 NO. OF LAMP=2
 LUMENS PER LAMP=2900
 WATTS PER LAMP=32
 BALLAST FACTOR=1
 PHOTOMETRY TYPE=C

CANDLEPOWER			
ANGLE	END	45	CROSS
0	784	784	784
5	902	943	977
15	942	941	963
25	869	920	993
35	800	903	1002
45	712	859	986
55	583	805	920
65	438	681	852
75	266	518	650
85	136	337	458
90	60	238	348
95	55	286	427
105	34	248	410
115	18	200	327
125	7	143	249
135	1	92	173
145	0	43	103
155	0	9	35
165	0	0	0
175	0	0	0
180	0	0	0

ZONAL LUMEN SUMMARY			
DEGREES	LUMENS	% LAMP	% FIXTURE
0-30	786	13.5	15.3
0-40	1352	23.3	26.3
0-60	2712	46.8	52.7
0-90	4206	72.5	81.8
90-120	709	12.2	13.8
90-150	929	16.0	18.1
90-180	936	16.1	18.2
0-180	5142	88.7	100.0



Lumen Output = 5142 lumens
 Luminaire Efficiency = 88.7%

SPACING CRITERION	
ALONG	ACROSS
1.52	1.83

This space is intentionally left blank.

This space is intentionally left blank.

This space is intentionally left blank.

