

LINIARC® HORIZON LOUVERED LED

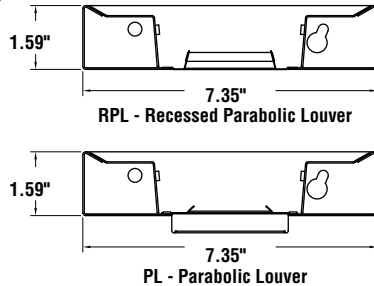


US & Int'l. patents pending

PRODUCT HIGHLIGHTS

- LEDs - Use of closely-spaced medium power, high-brightness chips minimizes pixilation and provides uniform luminance. Available in 4000K, 3500K, and 3000K color temperatures. CRI >=80. LM-80 reports available.
- Louvered Shielding Options - Louvers are available in semi-specular or white aluminum and can be recessed (Standard) or protruding.
- 4-Foot Incremental On-Grid Mounting - Fixtures are available in 4 and 8 foot lengths to match handling capabilities on job site. 4-foot increments allow the fixtures to be mounted on standard ceiling grids, no matter how long the row.
- Easy Cable Attachment - No locking plugs are needed with LiniArc fixtures. Hanging connections are secured by the end cap or the adjoining fixture.
- Less Installation Labor - Fixtures come with the connecting hardware pre-installed. Keyhole slots capture the joining screws and hold the fixture while the screws are tightened.
- Easy Two-Way Adjustment - Finger-action cable grippers on yoke mount allows simple height and side-to-side adjustment, and lock in place with a set screw. This allows the hangers to be pre-set to length on the ground prior to hanging the fixture.

DIMENSIONS



EXPECTED LIFE - Projected life of at least 60,000 hours. Contact factory for TM-21 detail.

HOUSING - Die Formed 20-gauge steel. Textured white polyester powder coat finish

REFLECTOR - Die formed steel, high-reflectance white polyester powder coat finish.

DRIVER - 0-10V dimming driver standard. SS and HO outputs dim to 1%. VHO output dims to 10%. Universal voltage (120-277 VAC), 347 VAC.

PHOTOMETRICS - Please visit our web site at www.lsi-industries.com for detailed photometric data.

WARRANTY - Limited 5-year warranty.

LISTING - U.L. listed to U.S. and Canadian safety standards.

LIGHT OUTPUT - LED HRZ (Louvered)								
	SS			HO			Watts	
	3000K	3500K	4000K	3000K	3500K	4000K	SS	HO
HRZ 4 ft	3446	3546	3660	4435	4564	4710	34	44
HRZ 4 ft	VHO			Watts				
	3000K	3500K	4000K	VHO				
	5352	5507	5684	63				

LED Chips are frequently updated therefore values may increase.

This product, or selected versions of this product, meet the standards listed below. Please consult factory for your specific requirements.

ARRA
Funding Compliant



ACCESSORIES - See Accessories page for End Cap, Hanging and Feed Options



Project Name _____ Fixture Type _____

Catalog # _____

© 2016
LSI INDUSTRIES INC.

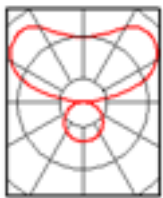
LUMINAIRE ORDERING INFORMATION

TYPICAL ORDER EXAMPLE: **HRZ 8 LED PL HO SW S UE**

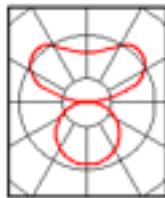
[SHOP NOW >](#)

Prefix	Length	Light Source	Distribution	Shielding	Drive Current	Color Temperature	Circuiting	Emer Circuiting	Finish	Options	Voltage
HRZ - Horizon	4 8	LED	(Blank) 80% up; 20% down 60/40 60% up; 40% down 50/50 50% up; 50% down 30/70 30% up; 70% down 20/80 20% up; 80% down (Distribution patterns are nominal)	PL - Parabolic Louver (Standard) WPL - White Parabolic Louver RPL - Recessed Parabolic Louver WRPL - White Recessed Parabolic Louver	SS - Super Saver HO - High Output VHO - Very High Output	30-3000K 35-3500K 40-4000K	S-Single	Blank - None EF - Separate Individual Emergency Feed EH - Dedicated Emergency Thru-Wire Harness ES - Emergency Feed Through Main Single Circuit Harness	WHT - White BLK - Black SLV - Silver	RAL - Custom Color (Specify - ex. RAL829) EC - Emergency Circuit Feed F - Fuse GMF - Slow-blow Fuse EM - Emergency Battery Pack LDE1 - Lutron EcoSystem Series H (1% dimming) OCS - Occupancy Sensor DHS - Daylight Harvesting Sensor	UE - Universal Electronic (120-277V) 347 - 347V

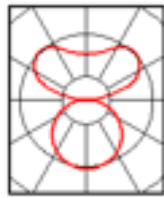
PHOTOMETRICS



80/20 - Standard
4435 lumens
82% up - 18% down
100 lm/W



60/40 - Option
3780 lumens
63% up - 37% down
85 lm/W



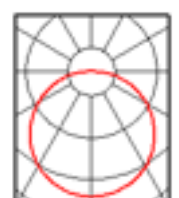
50/50 - Option
3588 lumens
51% up - 49% down
82 lm/W



30/70 - Option
3415 lumens
33% up - 67% down
80 lm/W

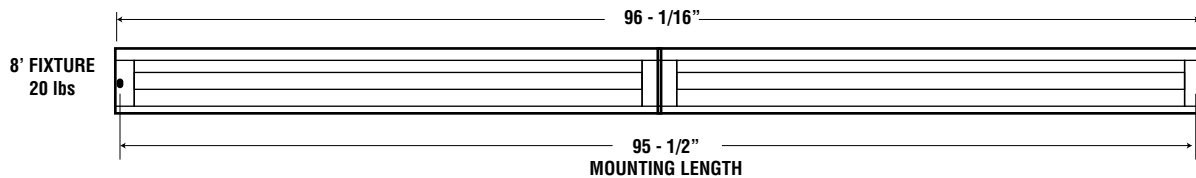
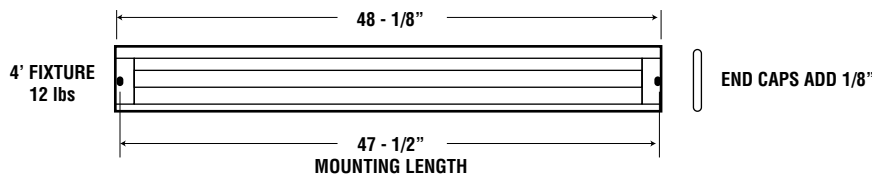


20/80 - Option
3285 lumens
22% up - 78% down
75 lm/W



0/100 - Option
3109 lumens
0% up - 100% down
71 lm/W

MOUNTING SUPPORT LENGTHS & FIXTURE WEIGHTS



CONTINUOUS ROW CABLE MOUNTING
4' FIXTURE - 4'-1/8"
8' FIXTURE - 8'-1/16"



Project Name _____ Fixture Type _____
Catalog # _____