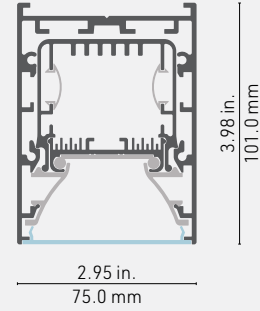


# STRUSS DOWN

Luminaire Series



## Cross-section dimensions:



Available in two popular lengths, the STRUSS is a linear lighting system designed to be suspended. With its minimalistic style, it is robust and powerful. With a CRI of 92+, **UL certified LED engines** provide exceptional linear lighting quality, in high power. It is equipped with an Optiflex lens that scatters light evenly, dot-free, in a 120-degree beam. **Exclusive, tool-free assembly** eliminates hardware clutter for a clean look. Ideal for offices and commercial spaces.

## FEATURES

- Dimensions: 3" wide, 4" high and 48" (4 ft) or 96" (8 ft) length.
- Choice of 4 color temperatures (3000 K, 3500 K, 4000 K and 5000K) and 4 high power rigid PCBs.
- Driver integrated in an internal housing for additional protection.
- Toolless mounting kit with rubber splines and strong magnetic endcaps, exclusive to LumenTruss™.
- Suspension cables can be installed anywhere on top of the luminaire for greater installation flexibility.

## OPTIONS



## LED ENGINE COMPATIBILITY

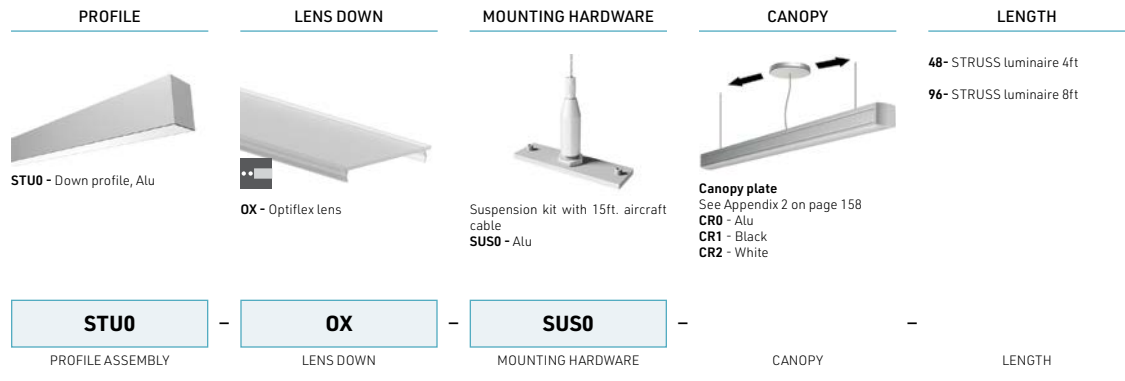
STRUSS is designed for use with proprietary rigid 1.5in wide LED PCBs.

## LINEAR WEIGHT

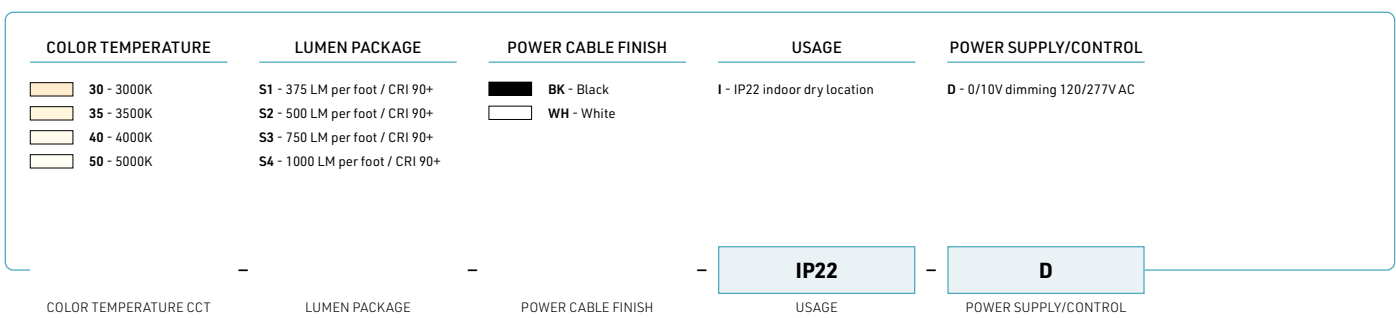
2.863 lbs/ft, 4.261 kg/m

Figures provided for the aluminum profiles only – outer and inner enclosures, heatsink. The complete assembly, with LED light sources, reflectors, power supplies, endcaps, mounting hardware etc. will be greater, and will vary depending on product configuration.





Luminaire



# NOTES

