

FIXTURE SPECIFICATIONS

INTENDED USE

Assembled in America with 360-degree diffused illumination, add sleek, suspended cylindrical LED tube lighting to your lobby or hospitality, dining, work, bank and retail space. This architectural-grade pendant emits light with elegance.

FEATURES

Construction: Aluminum Body with Frosted Acrylic Lens

Mounting: 4 foot white power cable, 5-3/4 inch round white canopy, mounting strap for outlet box included, canopy covers a standard 4" hexagonal recessed outlet box.


Finish: Matte Anodized Aluminum

Life: 35,000 Hours

Voltage: 120-277V

Listing: cULus, CEC Compliant EM, Assembled in USA

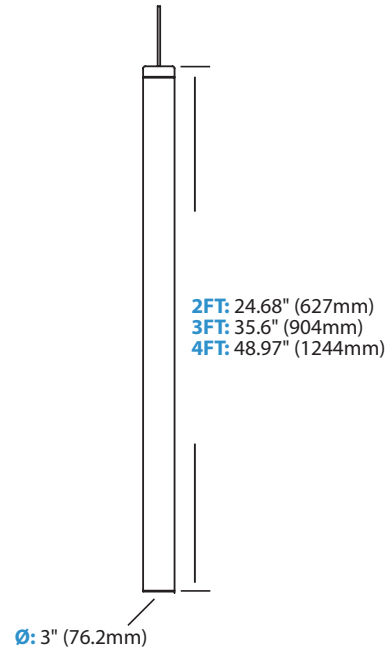

Warranty: 5 Years Carefree for Parts & Components (Labor Not Included)



Alcon 12165 Vertical Cylinder LED Pendant Light



Remote Driver Provided



ORDERING INFORMATION Example: (12165-W-25-30K-BK)


Model	Length	Wattage Lumen	Color Temp	Dimming	Mounting	Ceiling Type	CRI	Options
12165 ^{Standard} Lit Bottom	2 2 Foot	18 18W 1872 Lum	27K 2700K	010 0-10V	AC6 6' Adjustable Aircraft Cable	T T-Bar Ceiling	8 80+	R-EM8 8W Remote Emergency Back-Up Battery
12165-C Closed Bottom	3 3 Foot	27 27W 2808 Lum	30K 3000K	TRI1 TRIAC Forward Phase 2-Wire	ACX Specify X in Feet (Max 30')	SH Hard Ceiling Sloped	9 90+	R-EM15 15W Remote Emergency Back-Up Battery
	4 4 Foot	36 36W 3744 Lum	35K 3500K					R-EM20 20W Remote Emergency Back-Up Battery
		48 48W 4992 Lum	40K 4000K					
		54 54W 5616 Lum	50K 5000K	ELV Electronic Low Voltage Reverse Phase 3-Wire				

1 120V only

12165-4-18

Illuminance at a Distance

	Center Beam fc	Beam Width
1.7ft	1.59 fc	1.8 ft
3.3ft	0.42 fc	3.5 ft
5.0ft	0.18 fc	5.3 ft
6.7ft	0.10 fc	7.0 ft
8.3ft	0.07 fc	8.7 ft
10.0ft	0.05 fc	10.5 ft




■ Horiz. Spread: 55.4°

12165-4-27

Illuminance at a Distance

	Center Beam fc	Beam Width
1.7ft	2.38 fc	1.8 ft
3.3ft	0.63 fc	3.5 ft
5.0ft	0.28 fc	5.3 ft
6.7ft	0.15 fc	7.0 ft
8.3ft	0.10 fc	8.7 ft
10.0ft	0.07 fc	10.5 ft




■ Horiz. Spread: 55.4°

12165-4-36

Illuminance at a Distance

	Center Beam fc	Beam Width
1.7ft	3.18 fc	1.8 ft
3.3ft	0.84 fc	3.5 ft
5.0ft	0.37 fc	5.3 ft
6.7ft	0.20 fc	7.0 ft
8.3ft	0.13 fc	8.7 ft
10.0ft	0.09 fc	10.5 ft




■ Horiz. Spread: 55.4°

12165-4-48

Illuminance at a Distance

	Center Beam fc	Beam Width
1.7ft	4.24 fc	1.8 ft
3.3ft	1.12 fc	3.5 ft
5.0ft	0.49 fc	5.3 ft
6.7ft	0.27 fc	7.0 ft
8.3ft	0.18 fc	8.7 ft
10.0ft	0.12 fc	10.5 ft




■ Horiz. Spread: 55.4°

12165-4-54

Illuminance at a Distance

	Center Beam fc	Beam Width
1.7ft	4.77 fc	1.8 ft
3.3ft	1.26 fc	3.5 ft
5.0ft	0.55 fc	5.3 ft
6.7ft	0.31 fc	7.0 ft
8.3ft	0.20 fc	8.7 ft
10.0ft	0.14 fc	10.5 ft



■ Horiz. Spread: 55.4°

COLOR TEMPERATURE GUIDE

Alcon 12165 Vertical Cylinder LED Pendant Light

