

FIXTURE SPECIFICATIONS

INTENDED USE

Gain easy and interchangeable positioning and switching of lighting fixtures for a custom arrangement with this halo LED ring pendant light series, which lets you guide downlighting fixtures into place on an exterior rounded lighting system. The architectural-grade, curved system functions on both sides of the light fixture.

DETAILS

Construction: Black aluminum body

Suspension length: 120" aircraft cable

Lens: White frosted acrylic

Components: Maximum combined wattage is 70 watts

CRI: 90+

Voltage: 1

Dimming: TRIAC

Finish: Matte Black

Color Temperature: 3000K

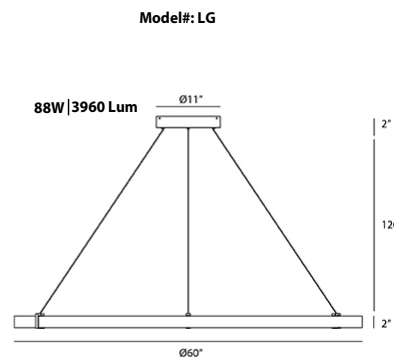
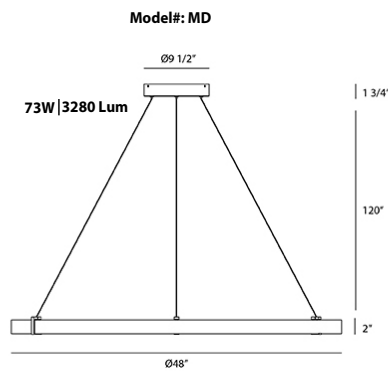
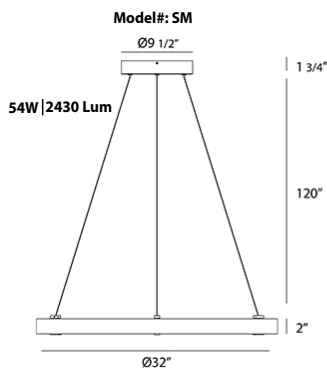
(Residential, Hospitality, Retail)

Warranty: 5 Years Carefree for Parts & Components (Labor Not Included)

Listings: cETLus, Title 24 (Round fixture only)



Alcon 15115 Interior Rounded LED Modular Lighting System Pendant



Accessories slide in and lock in place

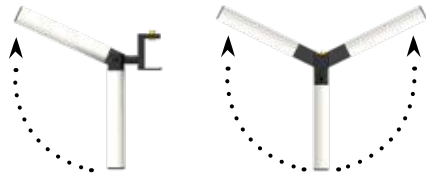

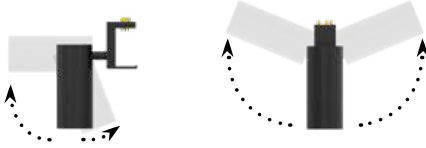
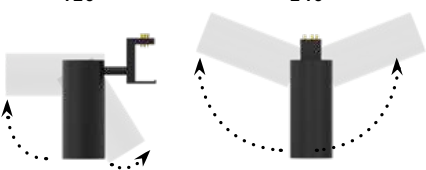


Slide accessories fluidly on copper rail



Works on both sides of the light fixture

ATTACHMENT INFORMATION

Model#	Attachments	Size	Wattage Lumens
GB	<p>6W Glowbar</p> <ul style="list-style-type: none"> Cylindrical body for full 360° illumination Diffused light Adjustable head <p>Dimensions ø1.25" x 8"H</p>	<p>SIDE VIEW 100°</p> <p>FRONT VIEW 240°</p> 	6 Watts 370 Lumens
	<p>10W Fixed Downlight</p> <ul style="list-style-type: none"> Diffused light Beam Angle: 160° <p>Dimensions ø1.25" x 8"H</p>	<p>SIDE VIEW</p> <p>FRONT VIEW</p> 	10 Watts 480 Lumens
AS8	<p>8W Adjustable Spotlight</p> <ul style="list-style-type: none"> Adjustable head Beam Angle: 50° <p>Dimensions ø2" x 4.5"H</p>	<p>SIDE VIEW 110°</p> <p>FRONT VIEW 240°</p> 	8 Watts 650 Lumens
	<p>13W Adjustable Spotlight</p> <ul style="list-style-type: none"> Adjustable head Beam Angle: 40° <p>Dimensions ø2.5" x 5.5"H</p>	<p>SIDE VIEW 120°</p> <p>FRONT VIEW 240°</p> 	13 Watts 990 Lumens

Alcon 15115 Interior Rounded LED Modular Lighting System Pendant

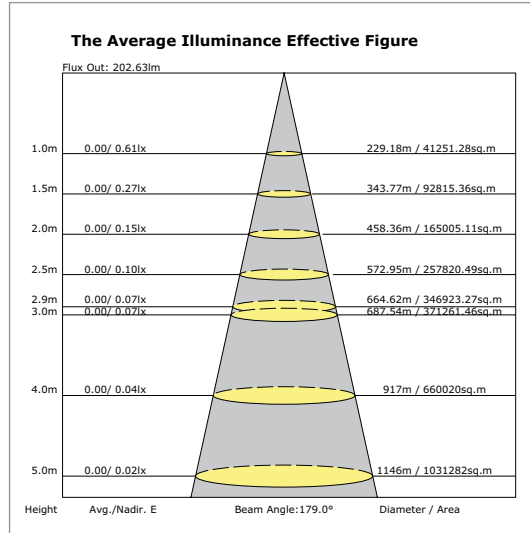
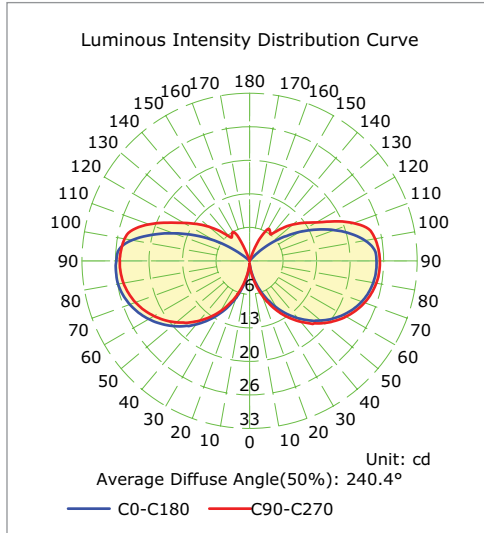
ORDERING INFORMATION Example: (15115-SM / 2 / 2 / 4)

Model Size Glowbar Qty¹ Fixed Downlight Qty¹ 8W Adjustable Spotlight Qty¹ 13W Adjustable Spotlight Qty¹
 _____ / _____ / _____ / _____ / _____ / _____

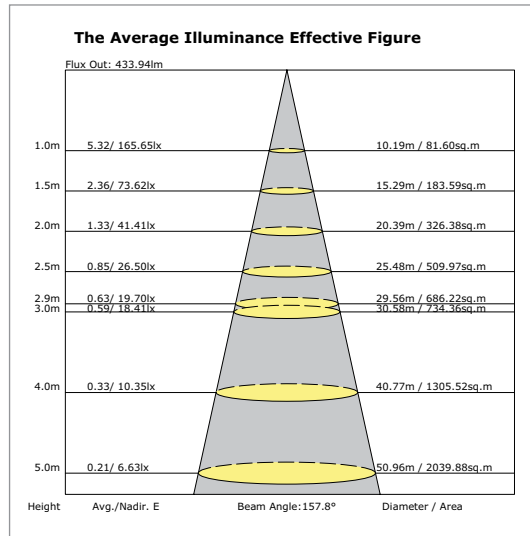
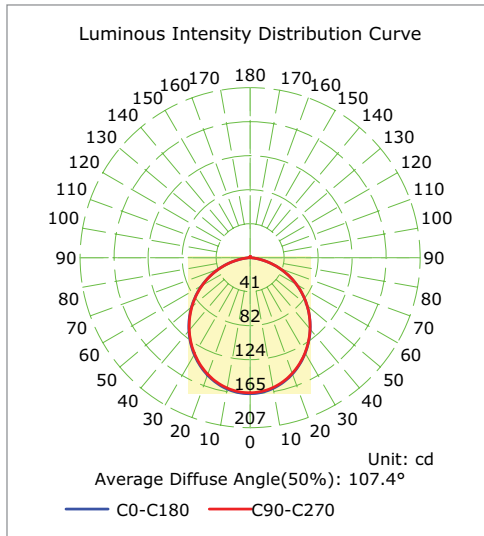
¹ Maximum combined wattage is 70 watts



6W GLOW BAR



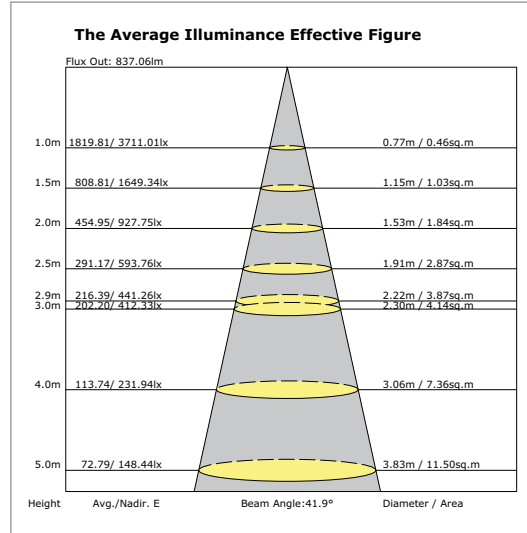
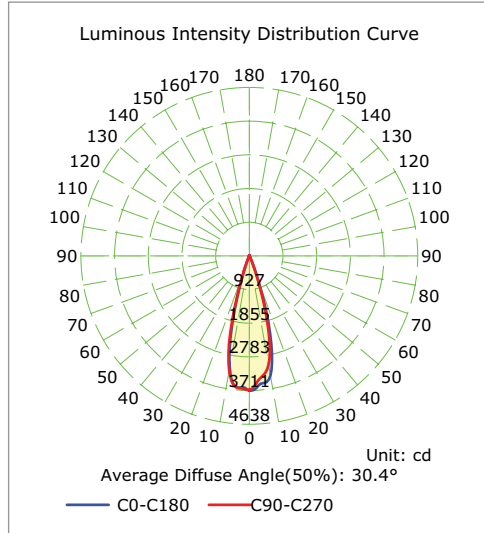
10W FIXED DOWN LIGHT



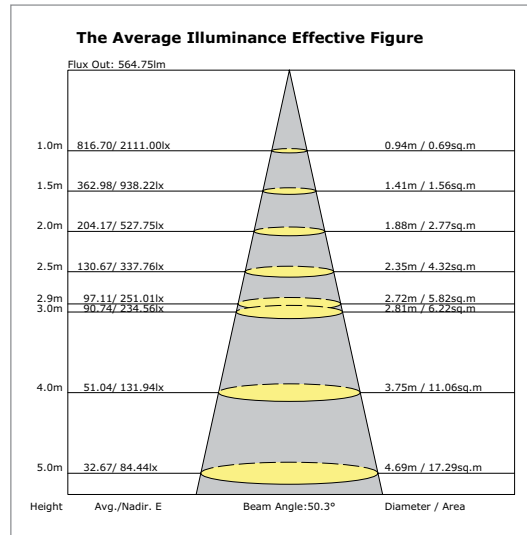
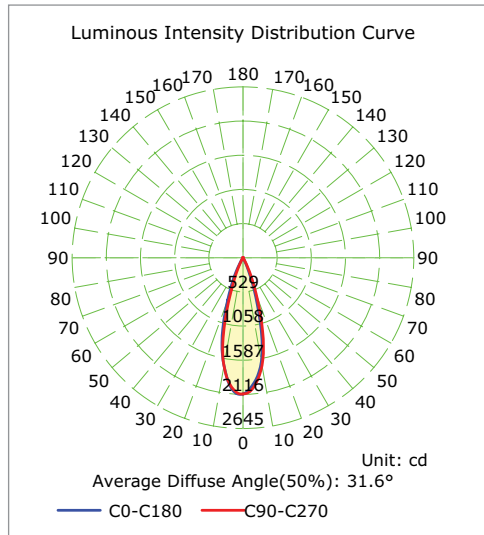
PHOTOMETRICS



13W ADJUSTABLE SPOT LIGHT



8W ADJUSTABLE SPOT LIGHT



COMPATIBLE DIMMERS

Manufacturer	Dimmer SKUs
	Skylark SELV-300P Caseta PD-6WCL Maestro MACL-153M Diva DVCL-153P Skylark CTCL-153PDH Toggler TGCL-153PDH